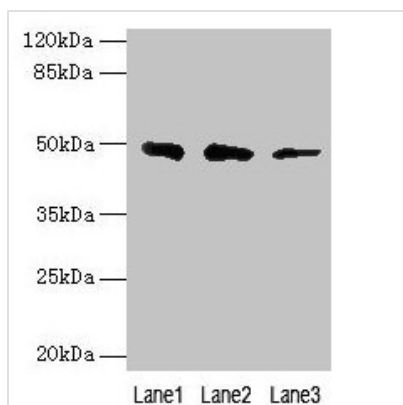




# ZBTB6 Antibody

<b>Product Code</b>	CSB-PA621889LA01HU
<b>Storage</b>	Upon receipt, store at -20°C or -80°C. Avoid repeated freeze.
<b>Uniprot No.</b>	Q15916
<b>Immunogen</b>	Recombinant Human Zinc finger and BTB domain-containing protein 6 protein (115-424AA)
<b>Raised In</b>	Rabbit
<b>Species Reactivity</b>	Human
<b>Tested Applications</b>	ELISA, WB, IHC; Recommended dilution: WB:1:500-1:2000, IHC:1:20-1:200
<b>Form</b>	Liquid
<b>Conjugate</b>	Non-conjugated
<b>Storage Buffer</b>	Preservative: 0.03% Proclin 300 Constituents: 50% Glycerol, 0.01M PBS, PH 7.4
<b>Purification Method</b>	>95%, Protein G purified
<b>Isotype</b>	IgG
<b>Clonality</b>	Polyclonal
<b>Alias</b>	Zinc finger and BTB domain-containing protein 6 (Zinc finger protein 482) (Zinc finger protein with interaction domain), ZBTB6, ZID ZNF482
<b>Immunogen Species</b>	Homo sapiens (Human)
<b>Research Area</b>	Epigenetics and Nuclear Signaling
<b>Target Names</b>	ZBTB6

## Image



### Western blot

All lanes: ZBTB6 antibody at 8µg/ml

Lane 1: Hela whole cell lysate

Lane 2: HepG2 whole cell lysate

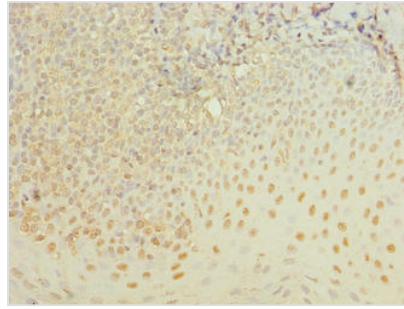
Lane 3: 293T whole cell lysate

Secondary

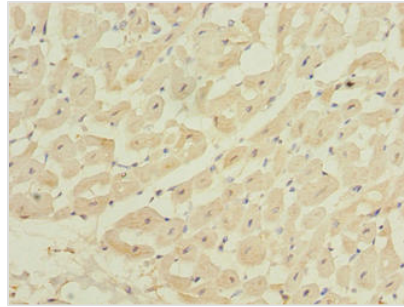
Goat polyclonal to rabbit IgG at 1/10000 dilution

Predicted band size: 49 kDa

Observed band size: 49 kDa



Immunohistochemistry of paraffin-embedded human tonsil tissue using CSB-PA621889LA01HU at dilution of 1:100



Immunohistochemistry of paraffin-embedded human heart tissue using CSB-PA621889LA01HU at dilution of 1:100

## Usage

For Research Use Only. Not for use in diagnostic or therapeutic procedures.