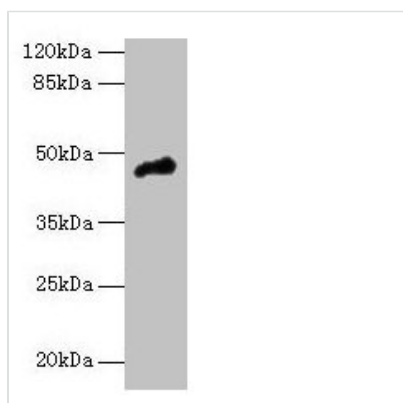




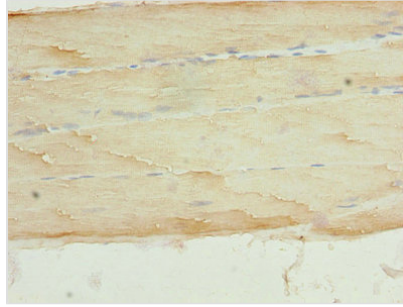
CASQ1 Antibody

Product Code	CSB-PA004556LA01HU
Storage	Upon receipt, store at -20°C or -80°C. Avoid repeated freeze.
Uniprot No.	P31415
Immunogen	Recombinant Human Calsequestrin-1 protein (127-396AA)
Raised In	Rabbit
Species Reactivity	Human, Mouse
Tested Applications	ELISA, WB, IHC; Recommended dilution: WB:1:1000-1:5000, IHC:1:20-1:200
Form	Liquid
Conjugate	Non-conjugated
Storage Buffer	Preservative: 0.03% Proclin 300 Constituents: 50% Glycerol, 0.01M PBS, PH 7.4
Purification Method	>95%, Protein G purified
Isotype	IgG
Clonality	Polyclonal
Alias	Calsequestrin-1 (Calmitine) (Calsequestrin, skeletal muscle isoform), CASQ1, CASQ
Immunogen Species	Homo sapiens (Human)
Research Area	Signal Transduction
Target Names	CASQ1

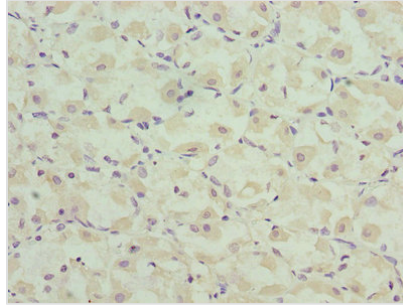
Image



Western blot
 All lanes: CASQ1 antibody at 5µg/ml + Mouse brain tissue
 Secondary
 Goat polyclonal to rabbit IgG at 1/10000 dilution
 Predicted band size: 46 kDa
 Observed band size: 46 kDa



Immunohistochemistry of paraffin-embedded human skeletal muscle tissue using CSB-PA004556LA01HU at dilution of 1:100



Immunohistochemistry of paraffin-embedded human gastric cancer using CSB-PA004556LA01HU at dilution of 1:100

Usage

For Research Use Only. Not for use in diagnostic or therapeutic procedures.