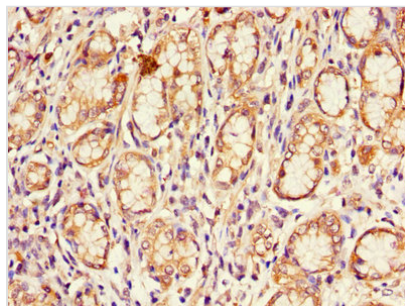




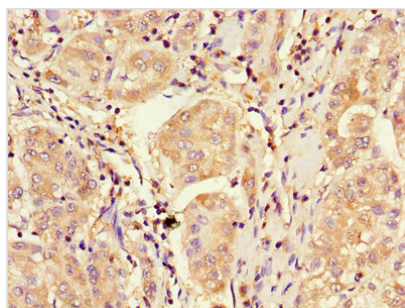
CDKN2B Antibody

Product Code	CSB-PA005092LA01HU
Storage	Upon receipt, store at -20°C or -80°C. Avoid repeated freeze.
Uniprot No.	P42772
Immunogen	Recombinant Human Cyclin-dependent kinase 4 inhibitor B protein (1-138AA)
Raised In	Rabbit
Species Reactivity	Human
Tested Applications	ELISA, IHC, IF; Recommended dilution: IHC:1:20-1:200, IF:1:50-1:200
Form	Liquid
Conjugate	Non-conjugated
Storage Buffer	Preservative: 0.03% Proclin 300 Constituents: 50% Glycerol, 0.01M PBS, PH 7.4
Purification Method	>95%, Protein G purified
Isotype	IgG
Clonality	Polyclonal
Alias	Cyclin-dependent kinase 4 inhibitor B (Multiple tumor suppressor 2) (MTS-2) (p14-INK4b) (p15-INK4b) (p15INK4B), CDKN2B, MTS2
Immunogen Species	Homo sapiens (Human)
Research Area	Cell Biology
Target Names	CDKN2B

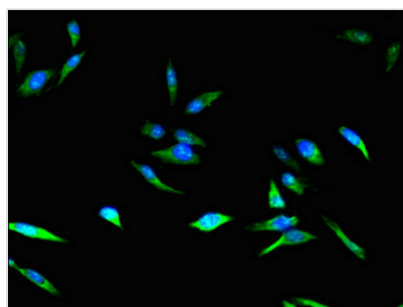
Image



Immunohistochemistry of paraffin-embedded human stomach tissue using CSB-PA005092LA01HU at dilution of 1:100



Immunohistochemistry of paraffin-embedded human liver cancer using CSB-PA005092LA01HU at dilution of 1:100



Immunofluorescent analysis of HeLa cells using CSB-PA005092LA01HU at dilution of 1:100 and Alexa Fluor 488-conjugated AffiniPure Goat Anti-Rabbit IgG(H+L)

Usage

For Research Use Only. Not for use in diagnostic or therapeutic procedures.