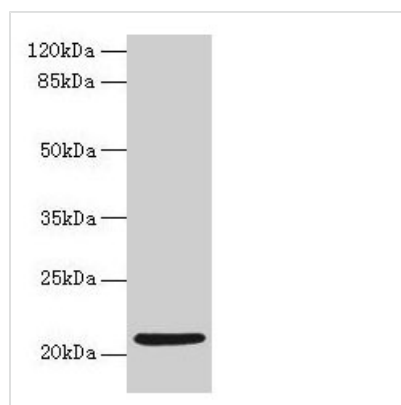




COPZ1 Antibody

Product Code	CSB-PA005797LA01HU
Storage	Upon receipt, store at -20°C or -80°C. Avoid repeated freeze.
Uniprot No.	P61923
Immunogen	Recombinant Human Coatomer subunit zeta-1 protein (1-177AA)
Raised In	Rabbit
Species Reactivity	Human
Tested Applications	ELISA, WB, IHC; Recommended dilution: WB:1:500-1:5000, IHC:1:20-1:200
Form	Liquid
Conjugate	Non-conjugated
Storage Buffer	Preservative: 0.03% Proclin 300 Constituents: 50% Glycerol, 0.01M PBS, PH 7.4
Purification Method	Antigen Affinity Purified
Isotype	IgG
Clonality	Polyclonal
Alias	Coatomer subunit zeta-1 (Zeta-1-coat protein) (Zeta-1 COP), COPZ1, COPZ
Immunogen Species	Homo sapiens (Human)
Research Area	Signal Transduction
Target Names	COPZ1

Image



Western blot

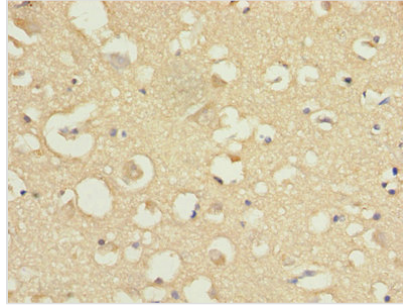
All lanes: COPZ1 antibody at 1µg/ml + K562 whole cell lysate

Secondary

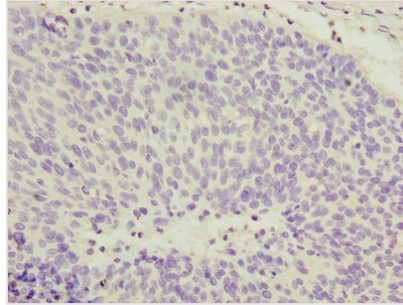
Goat polyclonal to rabbit IgG at 1/10000 dilution

Predicted band size: 21, 15, 18, 22, 19 kDa

Observed band size: 21 kDa



Immunohistochemistry of paraffin-embedded human brain tissue using CSB-PA005797LA01HU at dilution of 1:100



Immunohistochemistry of paraffin-embedded human cervical cancer using CSB-PA005797LA01HU at dilution of 1:100

Usage

For Research Use Only. Not for use in diagnostic or therapeutic procedures.