




IPO13 Antibody

Product Code	CSB-PA011776LA01HU
Storage	Upon receipt, store at -20°C or -80°C. Avoid repeated freeze.
Uniprot No.	O94829
Immunogen	Recombinant Human Importin-13 protein (501-700AA)
Raised In	Rabbit
Species Reactivity	Human
Tested Applications	ELISA, WB, IHC, IF; Recommended dilution: WB:1:500-1:5000, IHC:1:20-1:200, IF:1:50-1:200
Form	Liquid
Conjugate	Non-conjugated
Storage Buffer	Preservative: 0.03% Proclin 300 Constituents: 50% Glycerol, 0.01M PBS, PH 7.4
Purification Method	>95%, Protein G purified
Isotype	IgG
Clonality	Polyclonal
Alias	Importin-13 (Imp13) (Karyopherin-13) (Kap13) (Ran-binding protein 13) (RanBP13), IPO13, KIAA0724 RANBP13
Immunogen Species	Homo sapiens (Human)
Research Area	Others
Target Names	IPO13

Image



Western Blot

Positive WB detected in: HEK293 whole cell lysate, HeLa whole cell lysate, A549 whole cell lysate

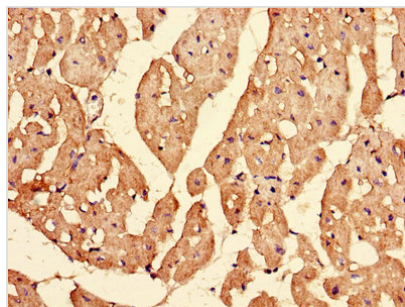
All lanes: IPO13 antibody at 3µg/ml

Secondary

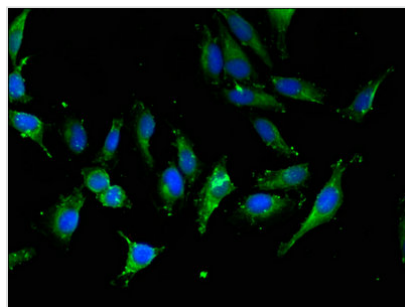
Goat polyclonal to rabbit IgG at 1/50000 dilution

Predicted band size: 109 kDa

Observed band size: 109 kDa



Immunohistochemistry of paraffin-embedded human heart tissue using CSB-PA011776LA01HU at dilution of 1:100



Immunofluorescent analysis of HeLa cells using CSB-PA011776LA01HU at dilution of 1:100 and Alexa Fluor 488-conjugated AffiniPure Goat Anti-Rabbit IgG(H+L)

Usage

For Research Use Only. Not for use in diagnostic or therapeutic procedures.