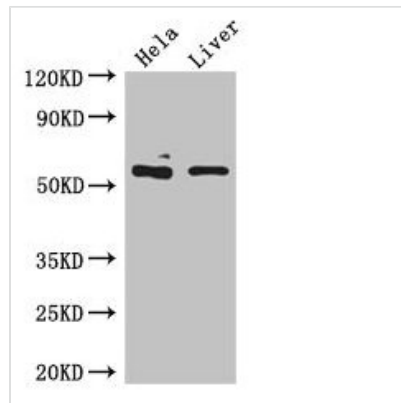




KRT81 Antibody

Product Code	CSB-PA012576LA01HU
Storage	Upon receipt, store at -20°C or -80°C. Avoid repeated freeze.
Uniprot No.	Q14533
Immunogen	Recombinant Human Keratin, type II cuticular Hb1 protein (3-505AA)
Raised In	Rabbit
Species Reactivity	Human, Mouse
Tested Applications	ELISA, WB, IHC; Recommended dilution: WB:1:500-1:5000, IHC:1:20-1:200
Form	Liquid
Conjugate	Non-conjugated
Storage Buffer	Preservative: 0.03% Proclin 300 Constituents: 50% Glycerol, 0.01M PBS, PH 7.4
Purification Method	>95%, Protein G purified
Isotype	IgG
Clonality	Polyclonal
Alias	Keratin, type II cuticular Hb1 (Hair keratin K2.9) (Keratin, hair, basic, 1) (Keratin-81) (K81) (Metastatic lymph node 137 gene protein) (MLN 137) (Type II hair keratin Hb1) (Type-II keratin Kb21) (ghHKb1) (ghHb1), KRT81, KRTHB1 MLN137
Immunogen Species	Homo sapiens (Human)
Research Area	Signal Transduction
Target Names	KRT81

Image



Western Blot

Positive WB detected in: HeLa whole cell lysate, Mouse liver tissue

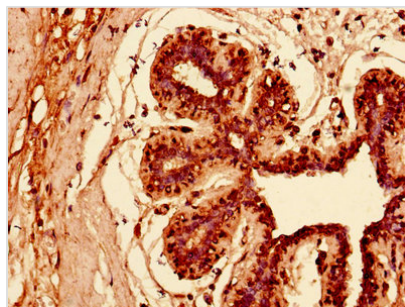
All lanes: KRT81 antibody at 5µg/ml

Secondary

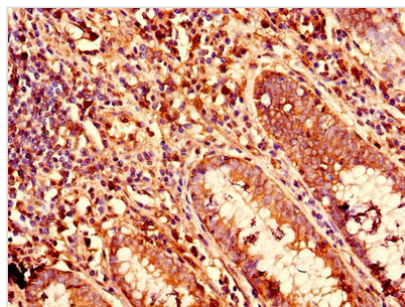
Goat polyclonal to rabbit IgG at 1/50000 dilution

Predicted band size: 55 kDa

Observed band size: 55 kDa



Immunohistochemistry of paraffin-embedded human breast cancer using CSB-PA012576LA01HU at dilution of 1:100



Immunohistochemistry of paraffin-embedded human colon cancer using CSB-PA012576LA01HU at dilution of 1:100

Usage

For Research Use Only. Not for use in diagnostic or therapeutic procedures.