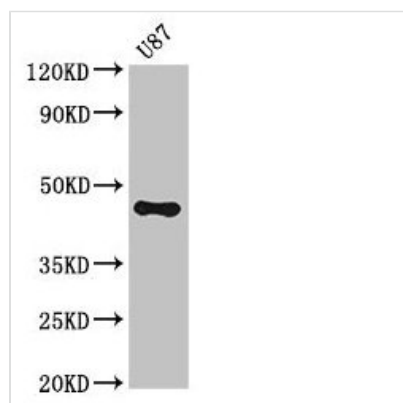




ST8SIA5 Antibody

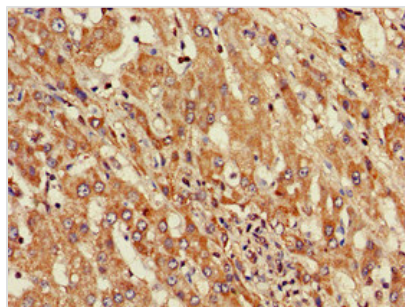
Product Code	CSB-PA022778LA01HU
Storage	Upon receipt, store at -20°C or -80°C. Avoid repeated freeze.
Uniprot No.	O15466
Immunogen	Recombinant Human Alpha-2,8-sialyltransferase 8E protein (101-376AA)
Raised In	Rabbit
Species Reactivity	Human
Tested Applications	ELISA, WB, IHC; Recommended dilution: WB:1:500-1:5000, IHC:1:20-1:200
Form	Liquid
Conjugate	Non-conjugated
Storage Buffer	Preservative: 0.03% Proclin 300 Constituents: 50% Glycerol, 0.01M PBS, PH 7.4
Purification Method	>95%, Protein G purified
Isotype	IgG
Clonality	Polyclonal
Alias	Alpha-2,8-sialyltransferase 8E (EC 2.4.99.-) (Sialyltransferase 8E) (SIAT8-E) (Sialyltransferase St8Sia V) (ST8SiaV), ST8SIA5, SIAT8E
Immunogen Species	Homo sapiens (Human)
Research Area	Cell Biology
Target Names	ST8SIA5

Image

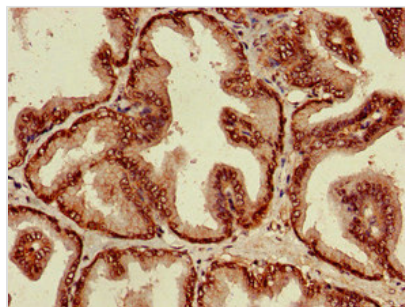


Western Blot

Positive WB detected in: U87 whole cell lysate
 All lanes: ST8SIA5 antibody at 3.5µg/ml
 Secondary
 Goat polyclonal to rabbit IgG at 1/50000 dilution
 Predicted band size: 44, 48 kDa
 Observed band size: 44 kDa



Immunohistochemistry of paraffin-embedded human liver cancer using CSB-PA022778LA01HU at dilution of 1:100



Immunohistochemistry of paraffin-embedded human prostate cancer using CSB-PA022778LA01HU at dilution of 1:100

Usage

For Research Use Only. Not for use in diagnostic or therapeutic procedures.