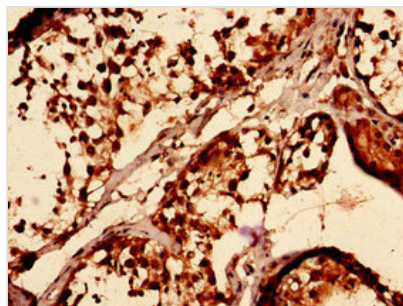




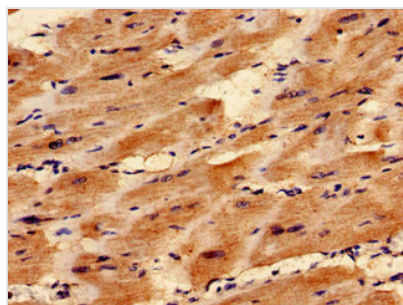
TAZ Antibody

Product Code	CSB-PA023181EA01HU
Storage	Upon receipt, store at -20°C or -80°C. Avoid repeated freeze.
Uniprot No.	F6Y2X3
Immunogen	Recombinant Human Tafazzin family protein (95-262AA)
Raised In	Rabbit
Species Reactivity	Human
Tested Applications	ELISA, IHC, IF; Recommended dilution: IHC:1:20-1:200, IF:1:50-1:200
Form	Liquid
Conjugate	Non-conjugated
Storage Buffer	Preservative: 0.03% Proclin 300 Constituents: 50% Glycerol, 0.01M PBS, PH 7.4
Purification Method	>95%, Protein G purified
Isotype	IgG
Clonality	Polyclonal
Alias	Tafazzin family protein, TAZ
Immunogen Species	Homo sapiens (Human)
Research Area	Signal Transduction
Target Names	TAZ

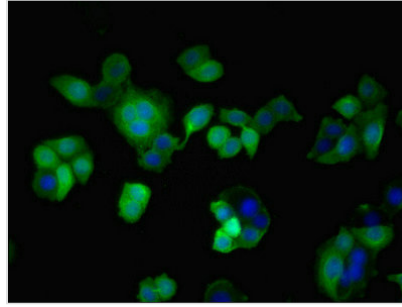
Image



Immunocytochemistry analysis of human testis tissue using CSB-PA023181EA01HU at dilution of 1:100



Immunocytochemistry analysis of human heart tissue using CSB-PA023181EA01HU at dilution of 1:100



Immunofluorescent analysis of PC-3 cells using CSB-PA023181EA01HU at dilution of 1:100 and Alexa Fluor 488-conjugated AffiniPure Goat Anti-Rabbit IgG(H+L)

Usage

For Research Use Only. Not for use in diagnostic or therapeutic procedures.