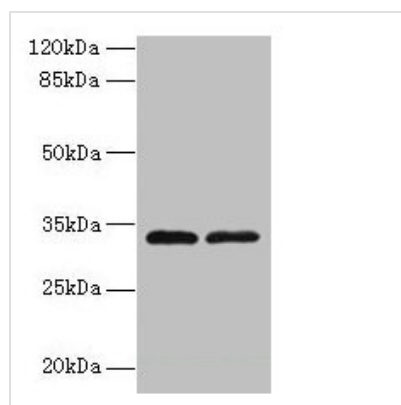




TMEM71 Antibody

Product Code	CSB-PA023875LA01HU
Storage	Upon receipt, store at -20°C or -80°C. Avoid repeated freeze.
Uniprot No.	Q6P5X7
Immunogen	Recombinant Human Transmembrane protein 71 protein (1-210AA)
Raised In	Rabbit
Species Reactivity	Human
Tested Applications	ELISA, WB, IHC; Recommended dilution: WB:1:1000-1:5000, IHC:1:20-1:200
Form	Liquid
Conjugate	Non-conjugated
Storage Buffer	Preservative: 0.03% Proclin 300 Constituents: 50% Glycerol, 0.01M PBS, PH 7.4
Purification Method	Antigen Affinity Purified
Isotype	IgG
Clonality	Polyclonal
Alias	Transmembrane protein 71, TMEM71
Immunogen Species	Homo sapiens (Human)
Research Area	Others
Target Names	TMEM71

Image



Western blot

All lanes: TMEM71 antibody at 0.2µg/ml

Lane 1: U937 whole cell lysate

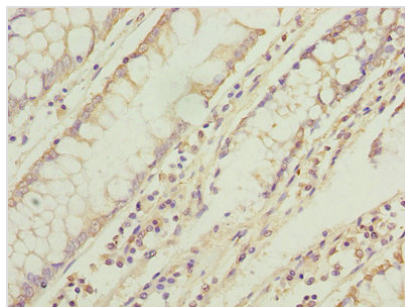
Lane 2: U87 whole cell lysate

Secondary

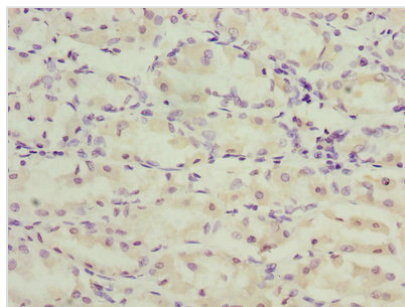
Goat polyclonal to rabbit IgG at 1/10000 dilution

Predicted band size: 33, 31, 27 kDa

Observed band size: 33 kDa



Immunohistochemistry of paraffin-embedded human colon cancer using CSB-PA023875LA01HU at dilution of 1:100



Immunohistochemistry of paraffin-embedded human gastric cancer using CSB-PA023875LA01HU at dilution of 1:100

Usage

For Research Use Only. Not for use in diagnostic or therapeutic procedures.