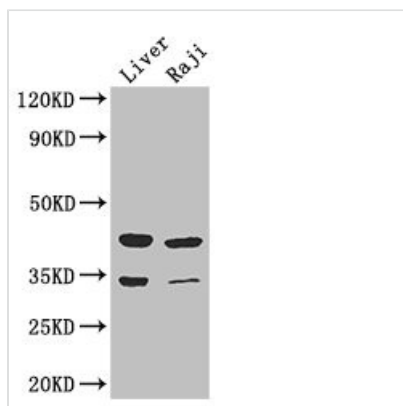




BHMT2 Antibody

Product Code	CSB-PA11829A0Rb
Storage	Upon receipt, store at -20°C or -80°C. Avoid repeated freeze.
Uniprot No.	Q9H2M3
Immunogen	Recombinant Human S-methylmethionine--homocysteine S-methyltransferase BHMT2 protein (1-200AA)
Raised In	Rabbit
Species Reactivity	Human, Mouse
Tested Applications	ELISA, WB, IHC, IF; Recommended dilution: WB:1:1000-1:5000, IHC:1:20-1:200, IF:1:50-1:200
Form	Liquid
Conjugate	Non-conjugated
Storage Buffer	Preservative: 0.03% Proclin 300 Constituents: 50% Glycerol, 0.01M PBS, PH 7.4
Purification Method	>95%, Protein G purified
Isotype	IgG
Clonality	Polyclonal
Alias	S-methylmethionine--homocysteine S-methyltransferase BHMT2 (SMM-hcy methyltransferase) (EC 2.1.1.10) (Betaine--homocysteine S-methyltransferase 2), BHMT2
Immunogen Species	Homo sapiens (Human)
Research Area	Others
Target Names	BHMT2

Image



Western Blot

Positive WB detected in: Mouse liver tissue, Raji whole cell lysate

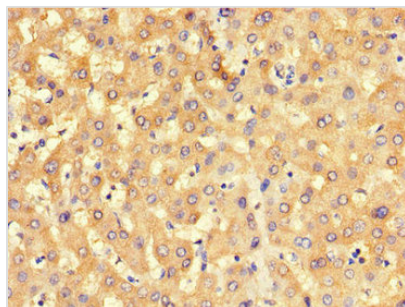
All lanes: BHMT2 antibody at 3µg/ml

Secondary

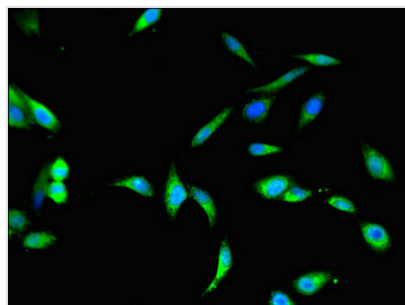
Goat polyclonal to rabbit IgG at 1/50000 dilution

Predicted band size: 41, 34 kDa

Observed band size: 41, 34 kDa



Immunohistochemistry of paraffin-embedded human liver tissue using CSB-PA11829A0Rb at dilution of 1:100



Immunofluorescent analysis of HeLa cells using CSB-PA11829A0Rb at dilution of 1:100 and Alexa Fluor 488-conjugated AffiniPure Goat Anti-Rabbit IgG(H+L)

Usage

For Research Use Only. Not for use in diagnostic or therapeutic procedures.