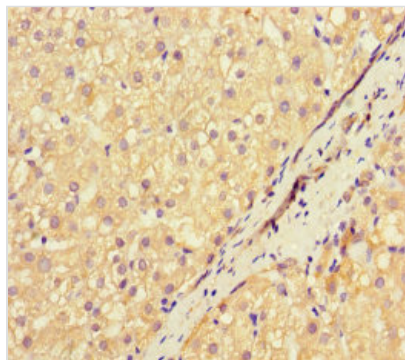




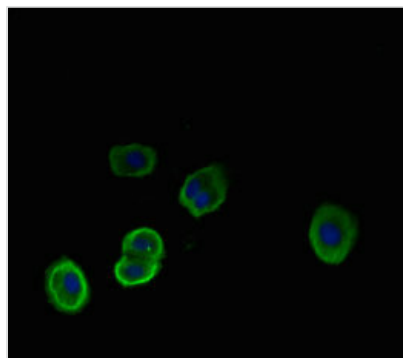
NEU1 Antibody

Product Code	CSB-PA17249A0Rb
Storage	Upon receipt, store at -20°C or -80°C. Avoid repeated freeze.
Uniprot No.	Q99519
Immunogen	Recombinant Human Sialidase-1 protein (201-415AA)
Raised In	Rabbit
Species Reactivity	Human
Tested Applications	ELISA, IHC, IF; Recommended dilution: IHC:1:20-1:200, IF:1:50-1:200
Form	Liquid
Conjugate	Non-conjugated
Storage Buffer	Preservative: 0.03% Proclin 300 Constituents: 50% Glycerol, 0.01M PBS, PH 7.4
Purification Method	>95%, Protein G purified
Isotype	IgG
Clonality	Polyclonal
Alias	Sialidase-1 (EC 3.2.1.18) (Acetylneuraminyl hydrolase) (G9 sialidase) (Lysosomal sialidase) (N-acetyl-alpha-neuraminidase 1), NEU1, NANH
Immunogen Species	Homo sapiens (Human)
Research Area	Signal Transduction
Target Names	NEU1

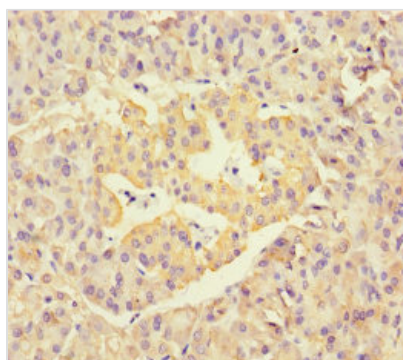
Image



Immunohistochemistry of paraffin-embedded human liver cancer using CSB-PA17249A0Rb at dilution of 1:100



Immunofluorescent analysis of HepG2 cells using CSB-PA17249A0Rb at dilution of 1:100 and Alexa Fluor 488-conjugated AffiniPure Goat Anti-Rabbit IgG(H+L)



Immunohistochemistry of paraffin-embedded human pancreatic tissue using CSB-PA17249A0Rb at dilution of 1:100

Usage

For Research Use Only. Not for use in diagnostic or therapeutic procedures.