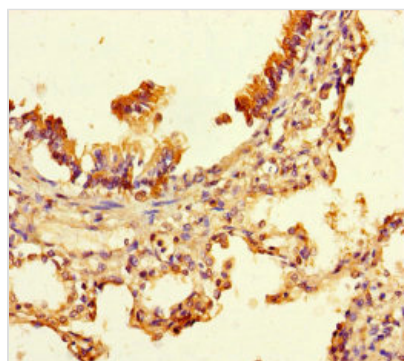




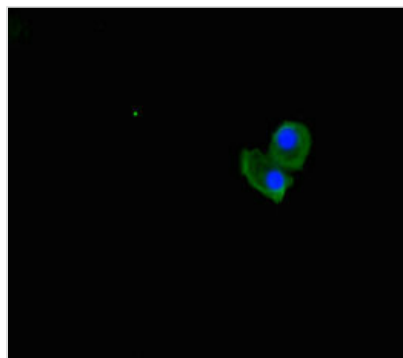
UBXN2B Antibody

Product Code	CSB-PA614827LA01HU
Storage	Upon receipt, store at -20°C or -80°C. Avoid repeated freeze.
Uniprot No.	Q14CS0
Immunogen	Recombinant Human UBX domain-containing protein 2B protein (2-250AA)
Raised In	Rabbit
Species Reactivity	Human
Tested Applications	ELISA, IHC, IF; Recommended dilution: IHC:1:20-1:200, IF:1:50-1:200
Form	Liquid
Conjugate	Non-conjugated
Storage Buffer	Preservative: 0.03% Proclin 300 Constituents: 50% Glycerol, 0.01M PBS, PH 7.4
Purification Method	>95%, Protein G purified
Isotype	IgG
Clonality	Polyclonal
Alias	UBX domain-containing protein 2B (NSFL1 cofactor p37) (p97 cofactor p37), UBXN2B
Immunogen Species	Homo sapiens (Human)
Research Area	Others
Target Names	UBXN2B

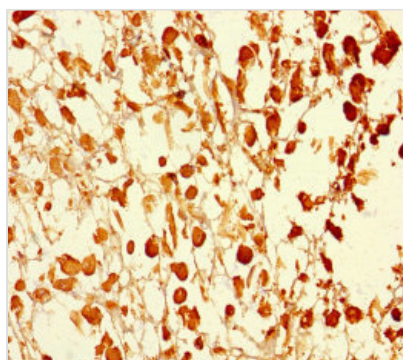
Image



Immunohistochemistry of paraffin-embedded human lung tissue using CSB-PA614827LA01HU at dilution of 1:100



Immunofluorescent analysis of HepG2 cells using CSB-PA614827LA01HU at dilution of 1:100 and Alexa Fluor 488-conjugated AffiniPure Goat Anti-Rabbit IgG(H+L)



Immunohistochemistry of paraffin-embedded human melanoma using CSB-PA614827LA01HU at dilution of 1:100

Usage

For Research Use Only. Not for use in diagnostic or therapeutic procedures.