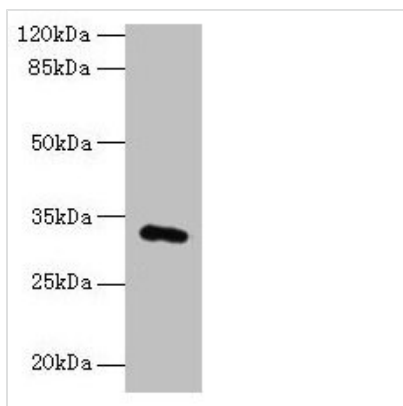




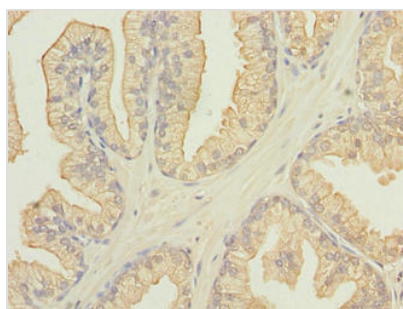
FAM78A Antibody

Product Code	CSB-PA711454LA01HU
Storage	Upon receipt, store at -20°C or -80°C. Avoid repeated freeze.
Uniprot No.	Q5JUQ0
Immunogen	Recombinant Human Protein FAM78A protein (21-283AA)
Raised In	Rabbit
Species Reactivity	Human
Tested Applications	ELISA, WB, IHC; Recommended dilution: WB:1:1000-1:5000, IHC:1:20-1:200
Form	Liquid
Conjugate	Non-conjugated
Storage Buffer	Preservative: 0.03% Proclin 300 Constituents: 50% Glycerol, 0.01M PBS, PH 7.4
Purification Method	Antigen Affinity Purified
Isotype	IgG
Clonality	Polyclonal
Alias	Protein FAM78A, FAM78A, C9orf59
Immunogen Species	Homo sapiens (Human)
Research Area	Cell Biology
Target Names	FAM78A

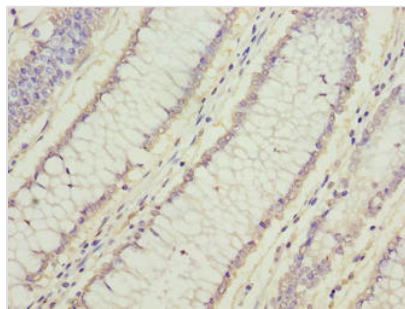
Image



Western blot
All lanes: FAM78A antibody at 0.2µg/ml + HepG2 whole cell lysate
Secondary
Goat polyclonal to rabbit IgG at 1/10000 dilution
Predicted band size: 32 kDa
Observed band size: 32 kDa



Immunohistochemistry of paraffin-embedded human prostate cancer using CSB-PA711454LA01HU at dilution of 1:100



Immunohistochemistry of paraffin-embedded human colon cancer using CSB-PA711454LA01HU at dilution of 1:100

Usage

For Research Use Only. Not for use in diagnostic or therapeutic procedures.