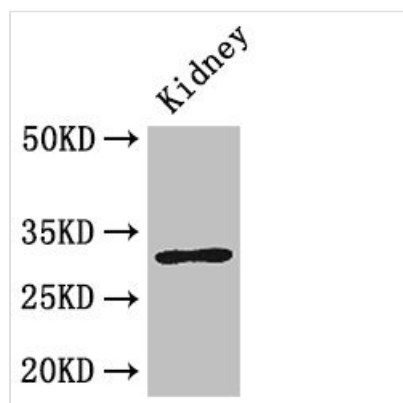




FAM151B Antibody

Product Code	CSB-PA740923LA01HU
Storage	Upon receipt, store at -20°C or -80°C. Avoid repeated freeze.
Uniprot No.	Q6UXP7
Immunogen	Recombinant Human Protein FAM151B protein (1-276AA)
Raised In	Rabbit
Species Reactivity	Human, Mouse
Tested Applications	ELISA, WB, IHC, IF; Recommended dilution: WB:1:1000-1:5000, IHC:1:20-1:200, IF:1:50-1:200
Form	Liquid
Conjugate	Non-conjugated
Storage Buffer	Preservative: 0.03% Proclin 300 Constituents: 50% Glycerol, 0.01M PBS, PH 7.4
Purification Method	>95%, Protein G purified
Isotype	IgG
Clonality	Polyclonal
Alias	Protein FAM151B, FAM151B
Immunogen Species	Homo sapiens (Human)
Research Area	Cell Biology
Target Names	FAM151B

Image



Western Blot

Positive WB detected in: Mouse kidney tissue

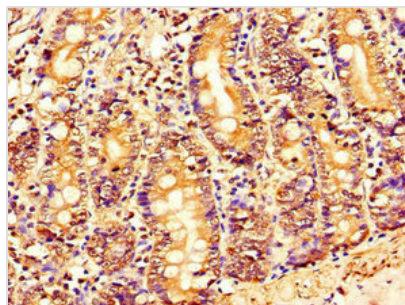
All lanes: FAM151B antibody at 2.6µg/ml

Secondary

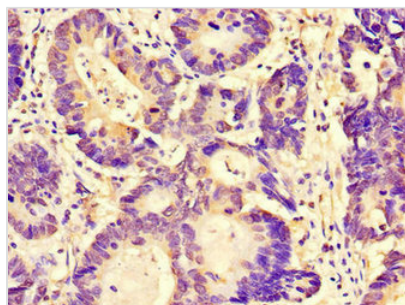
Goat polyclonal to rabbit IgG at 1/50000 dilution

Predicted band size: 32 kDa

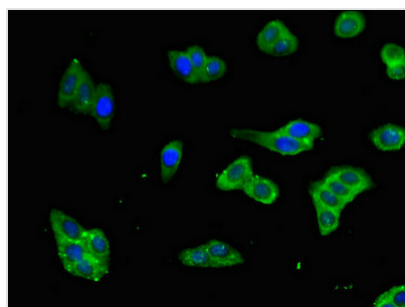
Observed band size: 32 kDa



Immunohistochemistry of paraffin-embedded human small intestine tissue using CSB-PA740923LA01HU at dilution of 1:100



Immunohistochemistry of paraffin-embedded human colon cancer using CSB-PA740923LA01HU at dilution of 1:100



Immunofluorescent analysis of HepG2 cells using CSB-PA740923LA01HU at dilution of 1:100 and Alexa Fluor 488-conjugated AffiniPure Goat Anti-Rabbit IgG(H+L)

Usage

For Research Use Only. Not for use in diagnostic or therapeutic procedures.