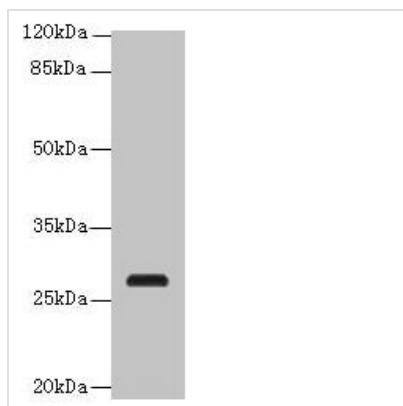




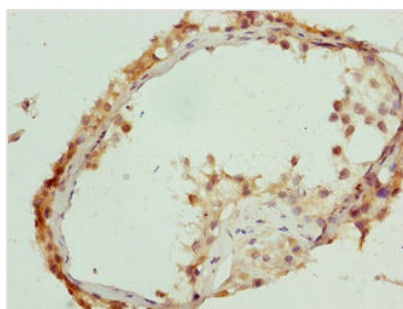
C17orf64 Antibody

Product Code	CSB-PA771458LA01HU
Storage	Upon receipt, store at -20°C or -80°C. Avoid repeated freeze.
Uniprot No.	Q86WR6
Immunogen	Recombinant Human Uncharacterized protein C17orf64 protein (111-236AA)
Raised In	Rabbit
Species Reactivity	Human, Mouse
Tested Applications	ELISA, WB, IHC; Recommended dilution: WB:1:1000-1:5000, IHC:1:20-1:200
Form	Liquid
Conjugate	Non-conjugated
Storage Buffer	Preservative: 0.03% Proclin 300 Constituents: 50% Glycerol, 0.01M PBS, PH 7.4
Purification Method	>95%, Protein G purified
Isotype	IgG
Clonality	Polyclonal
Alias	Uncharacterized protein C17orf64, C17orf64
Immunogen Species	Homo sapiens (Human)
Research Area	Cell Biology
Target Names	C17orf64

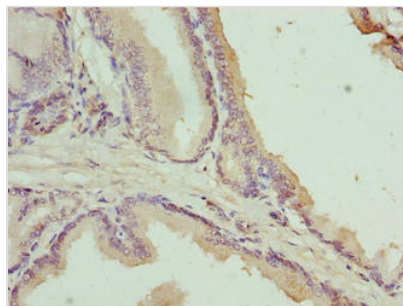
Image



Western blot
All lanes: C17orf64 antibody at 4µg/ml + Mouse gonadal tissue
Secondary
Goat polyclonal to rabbit IgG at 1/10000 dilution
Predicted band size: 28 kDa
Observed band size: 28 kDa



Immunohistochemistry of paraffin-embedded human testis tissue using CSB-PA771458LA01HU at dilution of 1:100



Immunohistochemistry of paraffin-embedded human prostate cancer using CSB-PA771458LA01HU at dilution of 1:100