




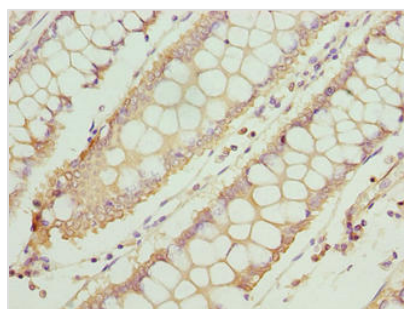
# TTC30A Antibody

<b>Product Code</b>	CSB-PA803138LA01HU
<b>Storage</b>	Upon receipt, store at -20°C or -80°C. Avoid repeated freeze.
<b>Uniprot No.</b>	Q86WT1
<b>Immunogen</b>	Recombinant Human Tetratricopeptide repeat protein 30A protein (201-500AA)
<b>Raised In</b>	Rabbit
<b>Species Reactivity</b>	Human, Mouse
<b>Tested Applications</b>	ELISA, WB, IHC; Recommended dilution: WB:1:1000-1:5000, IHC:1:20-1:200
<b>Form</b>	Liquid
<b>Conjugate</b>	Non-conjugated
<b>Storage Buffer</b>	Preservative: 0.03% Proclin 300 Constituents: 50% Glycerol, 0.01M PBS, PH 7.4
<b>Purification Method</b>	Antigen Affinity Purified
<b>Isotype</b>	IgG
<b>Clonality</b>	Polyclonal
<b>Alias</b>	Tetratricopeptide repeat protein 30A (TPR repeat protein 30A), TTC30A
<b>Immunogen Species</b>	Homo sapiens (Human)
<b>Research Area</b>	Neuroscience
<b>Target Names</b>	TTC30A

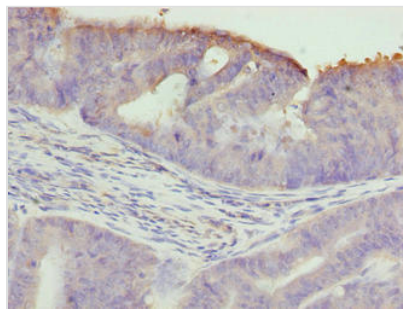
## Image



Western blot  
All lanes: TTC30A antibody at 0.1µg/ml + Mouse gonadal tissue  
Secondary  
Goat polyclonal to rabbit IgG at 1/10000 dilution  
Predicted band size: 77 kDa  
Observed band size: 77 kDa



Immunohistochemistry of paraffin-embedded human colon cancer using CSB-PA803138LA01HU at dilution of 1:100



Immunohistochemistry of paraffin-embedded human endometrial cancer using CSB-PA803138LA01HU at dilution of 1:100