




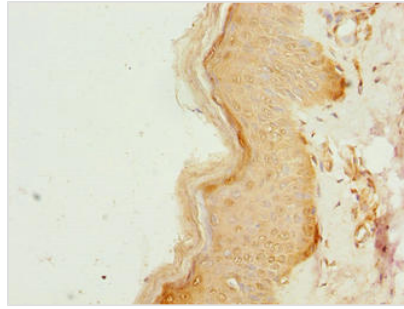
CCDC89 Antibody

Product Code	CSB-PA818737LA01HU
Storage	Upon receipt, store at -20°C or -80°C. Avoid repeated freeze.
Uniprot No.	Q8N998
Immunogen	Recombinant Human Coiled-coil domain-containing protein 89 protein (1-200AA)
Raised In	Rabbit
Species Reactivity	Human, Mouse
Tested Applications	ELISA, WB, IHC; Recommended dilution: WB:1:1000-1:5000, IHC:1:20-1:200
Form	Liquid
Conjugate	Non-conjugated
Storage Buffer	Preservative: 0.03% Proclin 300 Constituents: 50% Glycerol, 0.01M PBS, PH 7.4
Purification Method	Antigen Affinity Purified
Isotype	IgG
Clonality	Polyclonal
Alias	Coiled-coil domain-containing protein 89 (Bc8 orange-interacting protein), CCDC89, BOIP
Immunogen Species	Homo sapiens (Human)
Research Area	Cell Biology
Target Names	CCDC89

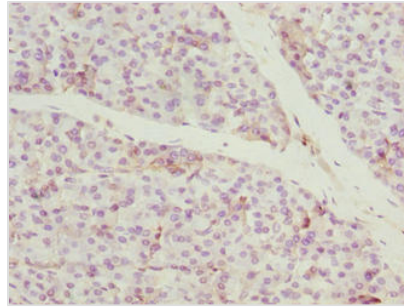
Image



Western blot
 All lanes: CCDC89 antibody at 1.7µg/ml + Mouse kidney tissue
 Secondary
 Goat polyclonal to rabbit IgG at 1/10000 dilution
 Predicted band size: 44 kDa
 Observed band size: 44 kDa



Immunohistochemistry of paraffin-embedded human skin tissue using CSB-PA818737LA01HU at dilution of 1:100



Immunohistochemistry of paraffin-embedded human pancreatic tissue using CSB-PA818737LA01HU at dilution of 1:100

Usage

For Research Use Only. Not for use in diagnostic or therapeutic procedures.