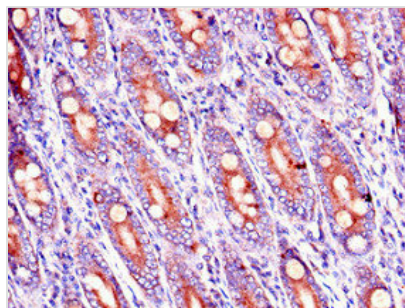




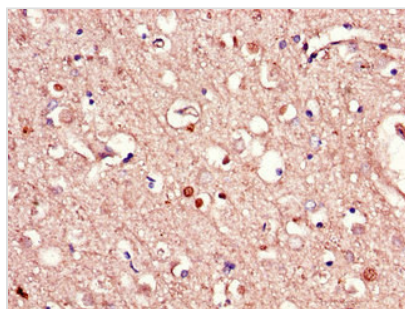
RAB39B Antibody

| | |
|----------------------------|--|
| Product Code | CSB-PA822194LA01HU |
| Storage | Upon receipt, store at -20°C or -80°C. Avoid repeated freeze. |
| Uniprot No. | Q96DA2 |
| Immunogen | Recombinant Human Ras-related protein Rab-39B protein (1-213AA) |
| Raised In | Rabbit |
| Species Reactivity | Human |
| Tested Applications | ELISA, IHC, IF; Recommended dilution: IHC:1:20-1:200, IF:1:50-1:200 |
| Form | Liquid |
| Conjugate | Non-conjugated |
| Storage Buffer | Preservative: 0.03% Proclin 300 Constituents: 50% Glycerol, 0.01M PBS, PH 7.4 |
| Purification Method | >95%, Protein G purified |
| Isotype | IgG |
| Clonality | Polyclonal |
| Alias | Ras-related protein Rab-39B, RAB39B |
| Immunogen Species | Homo sapiens (Human) |
| Research Area | Signal Transduction |
| Target Names | RAB39B |

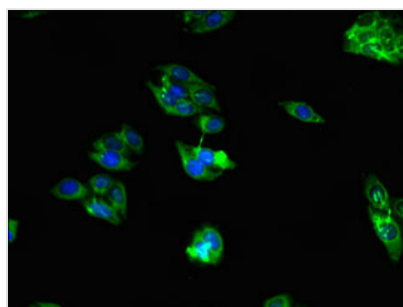
Image



Immunohistochemistry of paraffin-embedded human small intestine tissue using CSB-PA822194LA01HU at dilution of 1:100



Immunohistochemistry of paraffin-embedded human brain tissue using CSB-PA822194LA01HU at dilution of 1:100



Immunofluorescent analysis of HepG2 cells using CSB-PA822194LA01HU at dilution of 1:100 and Alexa Fluor 488-conjugated AffiniPure Goat Anti-Rabbit IgG(H+L)

Usage

For Research Use Only. Not for use in diagnostic or therapeutic procedures.