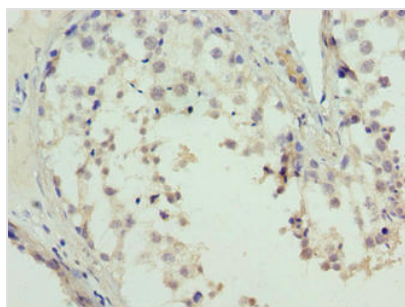




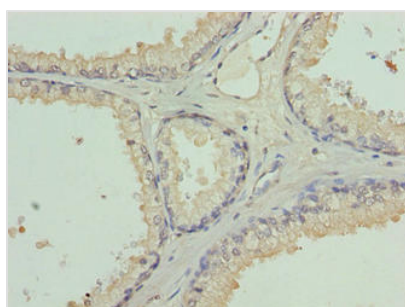
L3MBTL4 Antibody

Product Code	CSB-PA836703LA01HU
Storage	Upon receipt, store at -20°C or -80°C. Avoid repeated freeze.
Uniprot No.	Q8NA19
Immunogen	Recombinant Human Lethal(3)malignant brain tumor-like protein 4 protein (1-270AA)
Raised In	Rabbit
Species Reactivity	Human, Rat
Tested Applications	ELISA, WB, IHC; Recommended dilution: WB:1:500-1:5000, IHC:1:20-1:200
Form	Liquid
Conjugate	Non-conjugated
Storage Buffer	Preservative: 0.03% Proclin 300 Constituents: 50% Glycerol, 0.01M PBS, PH 7.4
Purification Method	>95%, Protein G purified
Isotype	IgG
Clonality	Polyclonal
Alias	Lethal(3)malignant brain tumor-like protein 4 (H-I(3)mbt-like protein 4) (L(3)mbt-like protein 4) (L3mbt-like 4), L3MBTL4
Immunogen Species	Homo sapiens (Human)
Research Area	Cell Biology
Target Names	L3MBTL4


Image



Immunohistochemistry of paraffin-embedded human testis tissue using CSB-PA836703LA01HU at dilution of 1:100



Immunohistochemistry of paraffin-embedded human prostate cancer using CSB-PA836703LA01HU at dilution of 1:100



Western Blot

Positive WB detected in: Rat brain tissue

All lanes: L3MBTL4 antibody at 3 μ g/ml

Secondary

Goat polyclonal to rabbit IgG at 1/50000 dilution

Predicted band size: 72, 62 kDa

Observed band size: 72 kDa

Usage

For Research Use Only. Not for use in diagnostic or therapeutic procedures.