




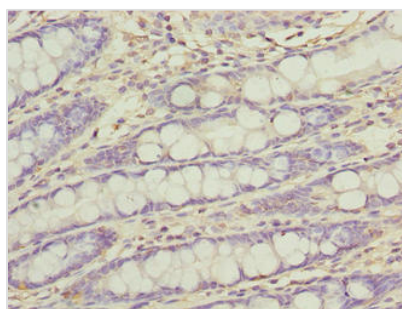
FAM222B Antibody

Product Code	CSB-PA851963LA01HU
Storage	Upon receipt, store at -20°C or -80°C. Avoid repeated freeze.
Uniprot No.	Q8WU58
Immunogen	Recombinant Human Protein FAM222B protein (351-562AA)
Raised In	Rabbit
Species Reactivity	Human, Mouse
Tested Applications	ELISA, WB, IHC; Recommended dilution: WB:1:1000-1:5000, IHC:1:20-1:200
Form	Liquid
Conjugate	Non-conjugated
Storage Buffer	Preservative: 0.03% Proclin 300 Constituents: 50% Glycerol, 0.01M PBS, PH 7.4
Purification Method	>95%, Protein G purified
Isotype	IgG
Clonality	Polyclonal
Alias	Protein FAM222B, FAM222B, C17orf63
Immunogen Species	Homo sapiens (Human)
Research Area	Others
Target Names	FAM222B

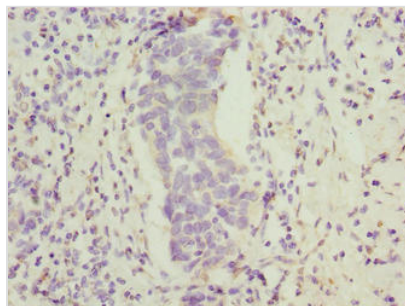
Image



Western blot
 All lanes: FAM222B antibody at 2µg/ml + Mouse liver tissue
 Secondary
 Goat polyclonal to rabbit at 1/10000 dilution
 Predicted band size: 60 kDa
 Observed band size: 60 kDa



Immunohistochemistry of paraffin-embedded human colon tissue using CSB-PA851963LA01HU at dilution of 1:100



Immunohistochemistry of paraffin-embedded human bladder cancer using CSB-PA851963LA01HU at dilution of 1:100

Usage

For Research Use Only. Not for use in diagnostic or therapeutic procedures.