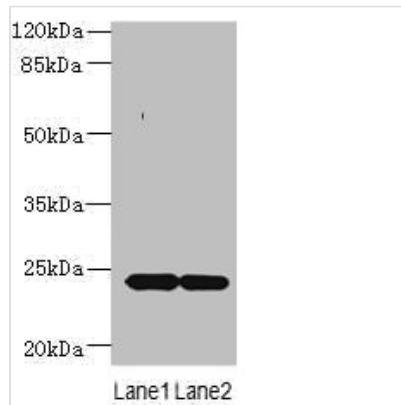




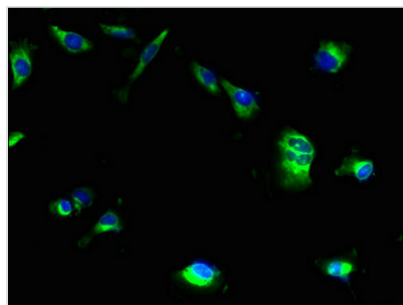
MRAP2 Antibody

Product Code	CSB-PA853421LA01HU
Storage	Upon receipt, store at -20°C or -80°C. Avoid repeated freeze.
Uniprot No.	Q96G30
Immunogen	Recombinant Human Melanocortin-2 receptor accessory protein 2 protein (66-205AA)
Raised In	Rabbit
Species Reactivity	Human, Mouse
Tested Applications	ELISA, WB, IHC, IF; Recommended dilution: WB:1:1000-1:5000, IHC:1:20-1:200, IF:1:50-1:200
Form	Liquid
Conjugate	Non-conjugated
Storage Buffer	Preservative: 0.03% Proclin 300 Constituents: 50% Glycerol, 0.01M PBS, PH 7.4
Purification Method	>95%, Protein G purified
Isotype	IgG
Clonality	Polyclonal
Alias	Melanocortin-2 receptor accessory protein 2 (MC2R accessory protein 2), MRAP2, C6orf117
Immunogen Species	Homo sapiens (Human)
Research Area	Neuroscience
Target Names	MRAP2

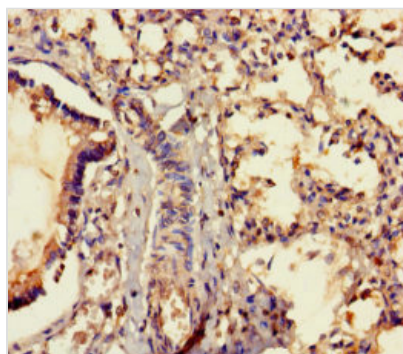
Image



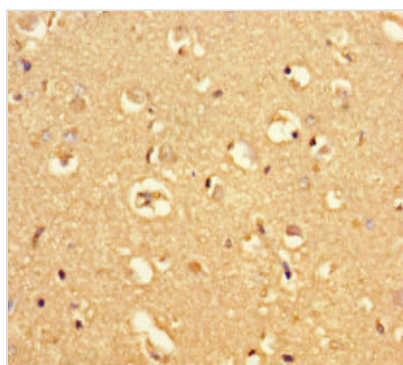
Western blot
 All lanes: MRAP2 antibody at 7µg/ml
 Lane 1: Mouse brain tissue
 Lane 2: Mouse kidney tissue
 Secondary
 Goat polyclonal to rabbit IgG at 1/10000 dilution
 Predicted band size: 24 kDa
 Observed band size: 24 kDa



Immunofluorescent analysis of U251 cells using CSB-PA853421LA01HU at dilution of 1:100 and Alexa Fluor 488-conjugated AffiniPure Goat Anti-Rabbit IgG(H+L)



Immunohistochemistry of paraffin-embedded human lung tissue using CSB-PA853421LA01HU at dilution of 1:100



Immunohistochemistry of paraffin-embedded human brain tissue using CSB-PA853421LA01HU at dilution of 1:100

Usage

For Research Use Only. Not for use in diagnostic or therapeutic procedures.