




# NBPF3 Antibody

<b>Product Code</b>	CSB-PA872422LA01HU
<b>Storage</b>	Upon receipt, store at -20°C or -80°C. Avoid repeated freeze.
<b>Uniprot No.</b>	Q9H094
<b>Immunogen</b>	Recombinant Human Neuroblastoma breakpoint family member 3 protein (1-252AA)
<b>Raised In</b>	Rabbit
<b>Species Reactivity</b>	Human
<b>Tested Applications</b>	ELISA, WB, IHC; Recommended dilution: WB:1:1000-1:5000, IHC:1:20-1:200
<b>Form</b>	Liquid
<b>Conjugate</b>	Non-conjugated
<b>Storage Buffer</b>	Preservative: 0.03% Proclin 300 Constituents: 50% Glycerol, 0.01M PBS, PH 7.4
<b>Purification Method</b>	Antigen Affinity Purified
<b>Isotype</b>	IgG
<b>Clonality</b>	Polyclonal
<b>Alias</b>	Neuroblastoma breakpoint family member 3 (Protein AE2) (Protein SHIIIa4), NBPF3
<b>Immunogen Species</b>	Homo sapiens (Human)
<b>Research Area</b>	Others
<b>Target Names</b>	NBPF3

## Image



### Western blot

All lanes: NBPF3 antibody at 1.2μg/ml

Lane 1: PC-3 whole cell lysate

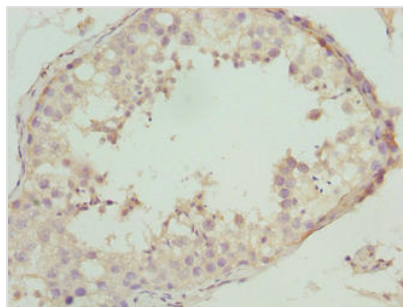
Lane 2: HT29 whole cell lysate

Secondary

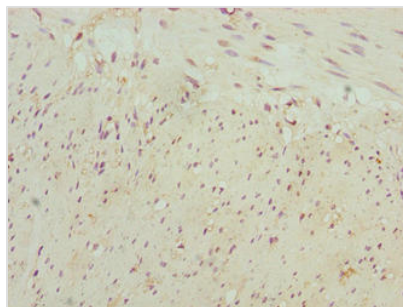
Goat polyclonal to rabbit IgG at 1/10000 dilution

Predicted band size: 73, 68, 72, 33, 66 kDa

Observed band size: 73 kDa



Immunohistochemistry of paraffin-embedded human testis tissue using CSB-PA872422LA01HU at dilution of 1:100



Immunohistochemistry of paraffin-embedded human colon tissue using CSB-PA872422LA01HU at dilution of 1:100