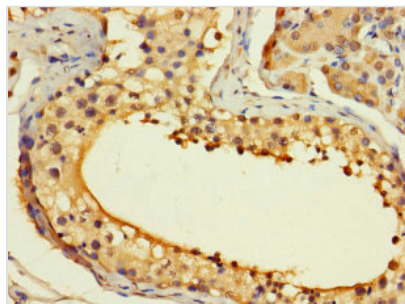




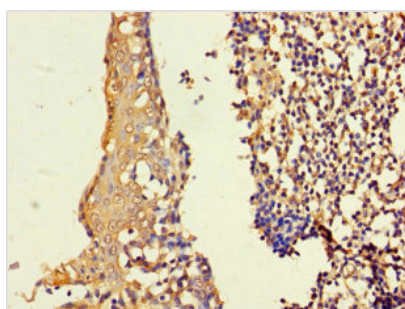
ASF1B Antibody

Product Code	CSB-PA878898LA01HU
Storage	Upon receipt, store at -20°C or -80°C. Avoid repeated freeze.
Uniprot No.	Q9NVP2
Immunogen	Recombinant Human Histone chaperone ASF1B protein (1-202AA)
Raised In	Rabbit
Species Reactivity	Human
Tested Applications	ELISA, WB, IHC; Recommended dilution: WB:1:1000-1:5000, IHC:1:20-1:200
Form	Liquid
Conjugate	Non-conjugated
Storage Buffer	Preservative: 0.03% Proclin 300 Constituents: 50% Glycerol, 0.01M PBS, PH 7.4
Purification Method	>95%, Protein G purified
Isotype	IgG
Clonality	Polyclonal
Alias	Histone chaperone ASF1B (Anti-silencing function protein 1 homolog B) (hAsf1) (hAsf1b) (CCG1-interacting factor A-II) (CIA-II) (hCIA-II), ASF1B
Immunogen Species	Homo sapiens (Human)
Research Area	Epigenetics and Nuclear Signaling
Target Names	ASF1B

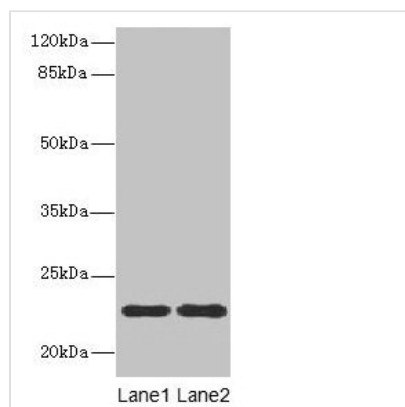
Image



Immunohistochemistry of paraffin-embedded human testis tissue using CSB-PA878898LA01HU at dilution of 1:100



Immunohistochemistry of paraffin-embedded human tonsil tissue using CSB-PA878898LA01HU at dilution of 1:100



Western blot

All lanes: ASF1B antibody at 13 μ g/ml

Lane 1: MCF-7 whole cell lysate

Lane 2: Jurkat whole cell lysate

Secondary

Goat polyclonal to rabbit IgG at 1/10000 dilution

Predicted band size: 23 kDa

Observed band size: 23 kDa

Usage

For Research Use Only. Not for use in diagnostic or therapeutic procedures.