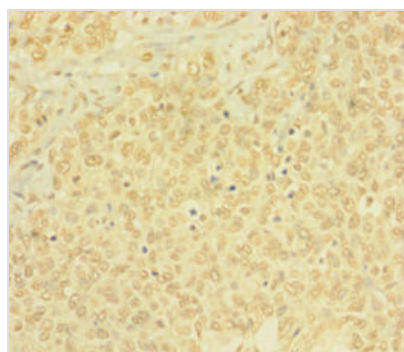




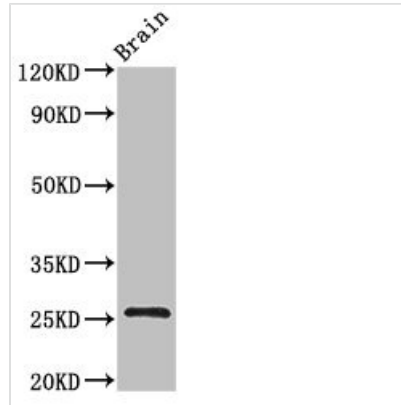
BTG4 Antibody

Product Code	CSB-PA878918LA01HU
Storage	Upon receipt, store at -20°C or -80°C. Avoid repeated freeze.
Uniprot No.	Q9NY30
Immunogen	Recombinant Human Protein BTG4 protein (1-206AA)
Raised In	Rabbit
Species Reactivity	Human, Mouse
Tested Applications	ELISA, WB, IHC; Recommended dilution: WB:1:500-1:5000, IHC:1:20-1:200
Form	Liquid
Conjugate	Non-conjugated
Storage Buffer	Preservative: 0.03% Proclin 300 Constituents: 50% Glycerol, 0.01M PBS, PH 7.4
Purification Method	>95%, Protein G purified
Isotype	IgG
Clonality	Polyclonal
Alias	Protein BTG4 (BTG family member 4) (Protein PC3b), BTG4, PC3B
Immunogen Species	Homo sapiens (Human)
Research Area	Cell Biology
Target Names	BTG4

Image



Immunohistochemistry of paraffin-embedded human ovarian cancer using CSB-PA878918LA01HU at dilution of 1: 100

**Western Blot**

Positive WB detected in: Mouse brain tissue

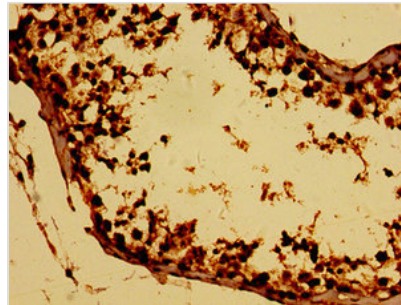
All lanes: BTG4 antibody at 3 μ g/ml

Secondary

Goat polyclonal to rabbit IgG at 1/50000 dilution

Predicted band size: 26, 25 kDa

Observed band size: 26 kDa



Immunohistochemistry of paraffin-embedded

human testis tissue using CSB-

PA878918LA01HU at dilution of 1:100

Usage

For Research Use Only. Not for use in diagnostic or therapeutic procedures.