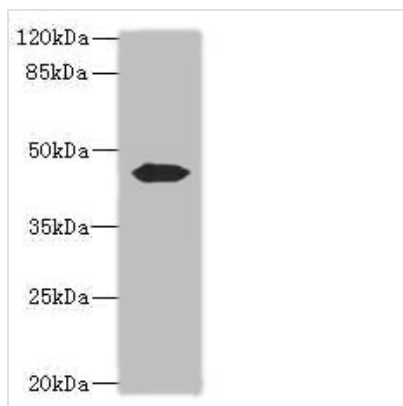




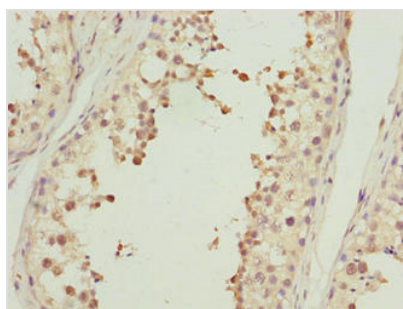
# ACTL7B Antibody

<b>Product Code</b>	CSB-PA897577LA01HU
<b>Storage</b>	Upon receipt, store at -20°C or -80°C. Avoid repeated freeze.
<b>Uniprot No.</b>	Q9Y614
<b>Immunogen</b>	Recombinant Human Actin-like protein 7B protein (1-415AA)
<b>Raised In</b>	Rabbit
<b>Species Reactivity</b>	Human, Mouse
<b>Tested Applications</b>	ELISA, WB, IHC; Recommended dilution: WB:1:1000-1:5000, IHC:1:20-1:200
<b>Form</b>	Liquid
<b>Conjugate</b>	Non-conjugated
<b>Storage Buffer</b>	Preservative: 0.03% Proclin 300 Constituents: 50% Glycerol, 0.01M PBS, PH 7.4
<b>Purification Method</b>	>95%, Protein G purified
<b>Isotype</b>	IgG
<b>Clonality</b>	Polyclonal
<b>Alias</b>	Actin-like protein 7B (Actin-like-7-beta), ACTL7B
<b>Immunogen Species</b>	Homo sapiens (Human)
<b>Research Area</b>	Signal Transduction
<b>Target Names</b>	ACTL7B

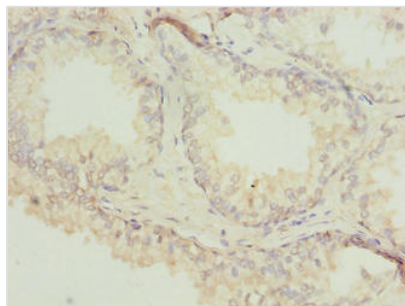
## Image



Western blot  
All lanes: ACTL7B antibody at 0.2µg/ml + Mouse gonadal tissue  
Secondary  
Goat polyclonal to rabbit IgG at 1/10000 dilution  
Predicted band size: 45 kDa  
Observed band size: 45 kDa



Immunohistochemistry of paraffin-embedded human testis tissue using CSB-PA897577LA01HU at dilution of 1:100



Immunohistochemistry of paraffin-embedded human prostate cancer using CSB-PA897577LA01HU at dilution of 1:100

**Usage**

For Research Use Only. Not for use in diagnostic or therapeutic procedures.