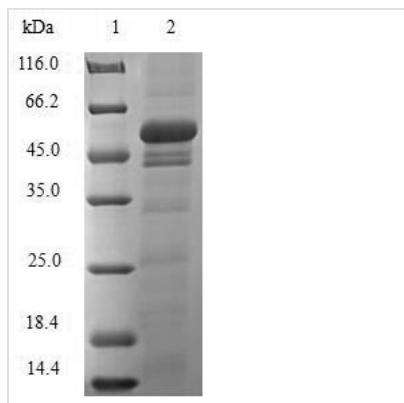


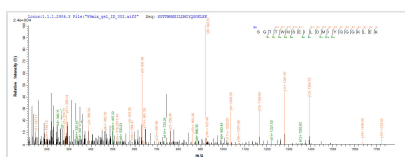


Recombinant Rat Sulfotransferase 1A1 (Sult1a1)

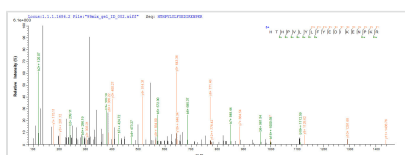
Product Code	CSB-EP022933RA
Relevance	Sulfotransferase that utilizes 3'-phospho-5'-adenylyl sulfate (PAPS) as sulfonate donor to catalyze the sulfate conjugation of catecholamines, phenolic drugs and neurotransmitters. Has also estrogen sulfotransferase activity. responsible for the sulfonation and activation of minoxidil. Is Mediates the metabolic activation of carcinogenic N-hydroxyarylamines to DNA binding products and could so participate as modulating factor of cancer risk.
Abbreviation	Recombinant Rat Sult1a1 protein
Storage	The shelf life is related to many factors, storage state, buffer ingredients, storage temperature and the stability of the protein itself. Generally, the shelf life of liquid form is 6 months at -20°C/-80°C. The shelf life of lyophilized form is 12 months at -20°C/-80°C.
Uniprot No.	P17988
Alias	Aryl sulfotransferase Aryl sulfotransferase IV
Product Type	Recombinant Protein
Immunogen Species	Rattus norvegicus (Rat)
Purity	Greater than 90% as determined by SDS-PAGE.
Sequence	MEFSRPPLVHVKGIPLIKYFAETIGPLQNFTAWPDDLLISTYPKSGTTWMSEILD MIYQGGKLEKCGRAPIYARVPFLEFKCPGVPSGLETLEETPAPRLLKTHLPLSL LPQSLLDQKVVIYIARNAKDVVVSYYNFYNAKLHPDPGTWDSFLENFMDGE VSYGSWYQHVKWELRHTHPVLYLFYEDIKENPKREIKKILEFLGRSLPEETV DSIVHHTSFKKMKENCMTNYTTIPTEIMDHNVSFMRKGGTGDWKNTFTVAQN ERFDAHYAKTMTDCDFKFRCEL
Research Area	Signal Transduction
Source	E.coli
Target Names	Sult1a1
Protein Names	Recommended name: Sulfotransferase 1A1 Short name= ST1A1 EC= 2.8.2.1 Alternative name(s): Aryl sulfotransferase Aryl sulfotransferase IV Short name= ASTIV Minoxidil sulfotransferase Short name= Mx-ST PST-1
Expression Region	1-291aa
Notes	Repeated freezing and thawing is not recommended. Store working aliquots at 4°C for up to one week.
Tag Info	N-terminal 10XHis-SUMO-tagged and C-terminal Myc-tagged
Mol. Weight	53.9kDa
Protein Length	Full Length
Image	



(Tris-Glycine gel) Discontinuous SDS-PAGE (reduced) with 5% enrichment gel and 15% separation gel.



Based on the SEQUEST from database of E.coli host and target protein, the LC-MS/MS Analysis result of CSB-EP022933RA could indicate that this peptide derived from E.coli-expressed *Rattus norvegicus* (Rat) Sult1a1.



Based on the SEQUEST from database of E.coli host and target protein, the LC-MS/MS Analysis result of CSB-EP022933RA could indicate that this peptide derived from E.coli-expressed *Rattus norvegicus* (Rat) Sult1a1.

Reconstitution

We recommend that this vial be briefly centrifuged prior to opening to bring the contents to the bottom. Please reconstitute protein in deionized sterile water to a concentration of 0.1-1.0 mg/mL. We recommend to add 5-50% of glycerol (final concentration) and aliquot for long-term storage at -20°C/-80°C. Our default final concentration of glycerol is 50%. Customers could use it as reference.

Shelf Life

The shelf life is related to many factors, storage state, buffer ingredients, storage temperature and the stability of the protein itself.

Generally, the shelf life of liquid form is 6 months at -20°C/-80°C. The shelf life of lyophilized form is 12 months at -20°C/-80°C.