




Recombinant Human Aldo-keto reductase family 1 member C4 (AKR1C4)

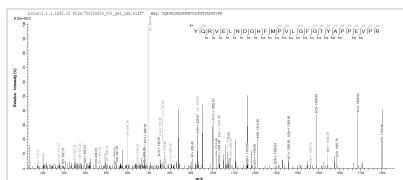
Product Code	CSB-EP001545HU
Relevance	Catalyzes the transformation of the potent androgen dihydrotestosterone (DHT) into the less active form, 5-alpha-androstan-3-alpha,17-beta-diol (3-alpha-diol). Also has some 20-alpha-hydroxysteroid dehydrogenase activity. The biotransformation of the pesticide chlordecone (kepone) to its corresponding alcohol leads to increased biliary excretion of the pesticide and concomitant reduction of its neurotoxicity since bile is the major excretory route.
Abbreviation	Recombinant Human AKR1C4 protein
Storage	The shelf life is related to many factors, storage state, buffer ingredients, storage temperature and the stability of the protein itself. Generally, the shelf life of liquid form is 6 months at -20°C/-80°C. The shelf life of lyophilized form is 12 months at -20°C/-80°C.
Uniprot No.	P17516
Alias	3-alpha-HSD1 3-alpha-hydroxysteroid dehydrogenase type I Chlordecone reductase
Product Type	Recombinant Protein
Immunogen Species	Homo sapiens (Human)
Purity	≥ 90% as determined by SDS-PAGE.
Sequence	MDPKYQRVELNDGHFMPVLGFGTYAPPEVPRNRAVEVTKLAIEAGFRHIDSAY LYNNEEQVGLAIRSKIADGSKREDIFYTSKLWCTFFQPQMVQPALESSLKKLQ LDYVDLYLLHFPMALKPGETPLPKDENGKVFDTVDLSATWEVMEKCKDAGLA KSIGVSNFNCRQLEMILNKPGLKYKPVCNQVECHPYLNQSKLLDFCKSKDIVLV AHSALGTQRHKLWVDPNSPVLLEDPVLCALAKKHKQTPALIALRYQLQRGVVV LAKSYNEQRIRENIQVFEFQLTSEDMKVL DGLNRNYRYVVMDFLMDHPDYPFS DEY
Research Area	Signal Transduction
Source	E.coli
Target Names	AKR1C4
Protein Names	Recommended name: Aldo-keto reductase family 1 member C4 EC= 1.1.1.- Alternative name(s): 3-alpha-HSD1 3-alpha-hydroxysteroid dehydrogenase type I EC= 1.1.1.50 Chlordecone reductase Short name= CDR EC= 1.1.1.225
Expression Region	1-323aa
Notes	Repeated freezing and thawing is not recommended. Store working aliquots at 4°C for up to one week.
Tag Info	N-terminal GST-tagged
Mol. Weight	64.1kDa


Protein Length

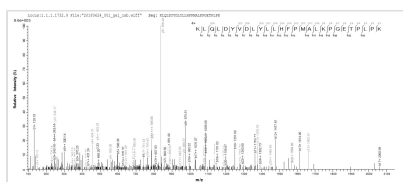
Full Length

Image


(Tris-Glycine gel) Discontinuous SDS-PAGE (reduced) with 5% enrichment gel and 15% separation gel.



Based on the SEQUEST from database of E.coli host and target protein, the LC-MS/MS Analysis result of CSB-EP001545HU could indicate that this peptide derived from E.coli-expressed Homo sapiens (Human) AKR1C4.



Based on the SEQUEST from database of E.coli host and target protein, the LC-MS/MS Analysis result of CSB-EP001545HU could indicate that this peptide derived from E.coli-expressed Homo sapiens (Human) AKR1C4.

Reconstitution

We recommend that this vial be briefly centrifuged prior to opening to bring the contents to the bottom. Please reconstitute protein in deionized sterile water to a concentration of 0.1-1.0 mg/mL. We recommend to add 5-50% of glycerol (final concentration) and aliquot for long-term storage at -20°C/-80°C. Our default final concentration of glycerol is 50%. Customers could use it as reference.

Shelf Life

The shelf life is related to many factors, storage state, buffer ingredients, storage temperature and the stability of the protein itself. Generally, the shelf life of liquid form is 6 months at -20°C/-80°C. The shelf life of lyophilized form is 12 months at -20°C/-80°C.