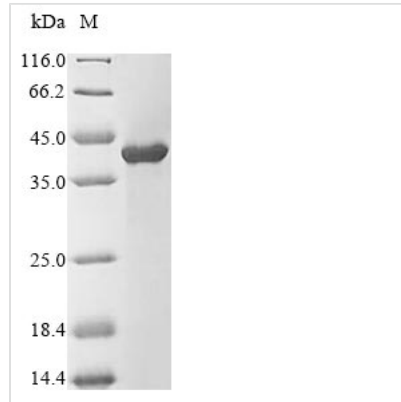


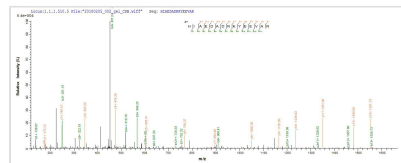


Recombinant Rabbit Tropomyosin alpha-1 chain (TPM1)

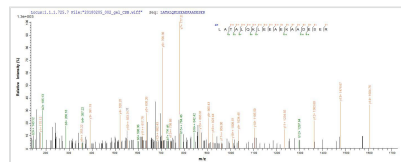
Product Code	CSB-BP024104RB
Relevance	Binds to actin filaments in muscle and non-muscle cells. Plays a central role, in association with the troponin complex, in the calcium dependent regulation of vertebrate striated muscle contraction. Smooth muscle contraction is regulated by interaction with caldesmon. In non-muscle cells is implicated in stabilizing cytoskeleton actin filaments.
Abbreviation	Recombinant Rabbit TPM1 protein
Storage	The shelf life is related to many factors, storage state, buffer ingredients, storage temperature and the stability of the protein itself. Generally, the shelf life of liquid form is 6 months at -20°C/-80°C. The shelf life of lyophilized form is 12 months at -20°C/-80°C.
Uniprot No.	P58772
Product Type	Recombinant Protein
Immunogen Species	Oryctolagus cuniculus (Rabbit)
Purity	Greater than 85% as determined by SDS-PAGE.
Sequence	MDAIKKKMQLKLDKENALDRAEQAEADKKAEDRSKQLEDELVSLQKKLKG TEDELDKYSEALKDAQEKLELAEKKATDAEADVASLNRRIQLVEEELDRAQERL ATALQKLEEAEKAADESERGMKVIESRAQKDEEKMEIQEIQLKEAKHIAEDADR KYEEVARKLVIIESDLERAEEAELSEGKCAELEEEELKTVTNNLKSLEAQAKEY SQKEDKYEEEIKVLSDKLKEAETRAEFAERSVTKLEKSIDDLEDELYAQKLKYK AISEELDHALNDMTSI
Research Area	Signal Transduction
Source	Baculovirus
Target Names	TPM1
Protein Names	Alpha-tropomyosin Tropomyosin-1 TPMA
Expression Region	1-284aa
Notes	Repeated freezing and thawing is not recommended. Store working aliquots at 4°C for up to one week.
Tag Info	N-terminal 10xHis-tagged and C-terminal Myc-tagged
Mol. Weight	36.7 kDa
Protein Length	Full Length
Image	



(Tris-Glycine gel) Discontinuous SDS-PAGE (reduced) with 5% enrichment gel and 15% separation gel.



Based on the SEQUEST from database of Baculovirus host and target protein, the LC-MS/MS Analysis result of CSB-BP024104RB could indicate that this peptide derived from Baculovirus-expressed *Oryctolagus cuniculus* (Rabbit) TPM1.



Based on the SEQUEST from database of Baculovirus host and target protein, the LC-MS/MS Analysis result of CSB-BP024104RB could indicate that this peptide derived from Baculovirus-expressed *Oryctolagus cuniculus* (Rabbit) TPM1.

Reconstitution

We recommend that this vial be briefly centrifuged prior to opening to bring the contents to the bottom. Please reconstitute protein in deionized sterile water to a concentration of 0.1-1.0 mg/mL. We recommend to add 5-50% of glycerol (final concentration) and aliquot for long-term storage at -20°C/-80°C. Our default final concentration of glycerol is 50%. Customers could use it as reference.

Shelf Life

The shelf life is related to many factors, storage state, buffer ingredients, storage temperature and the stability of the protein itself.

Generally, the shelf life of liquid form is 6 months at -20°C/-80°C. The shelf life of lyophilized form is 12 months at -20°C/-80°C.