




Recombinant Human Heat shock protein HSP 90-beta (HSP90AB1)

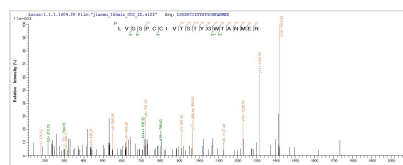
Product Code	CSB-EP010808HU
Relevance	Molecular chaperone that promotes the maturation, structural maintenance and proper regulation of specific target proteins involved for instance in cell cycle control and signal transduction. Undergoes a functional cycle that is linked to its ATPase activity. This cycle probably induces conformational changes in the client proteins, thereby causing their activation. Interacts dynamically with various co-chaperones that modulate its substrate recognition, ATPase cycle and chaperone function.
Abbreviation	Recombinant Human HSP90AB1 protein
Storage	The shelf life is related to many factors, storage state, buffer ingredients, storage temperature and the stability of the protein itself. Generally, the shelf life of liquid form is 6 months at -20°C/-80°C. The shelf life of lyophilized form is 12 months at -20°C/-80°C.
Uniprot No.	P08238
Alias	Heat shock 84 kDa
Product Type	Recombinant Protein
Immunogen Species	Homo sapiens (Human)
Purity	Greater than 90% as determined by SDS-PAGE.
Sequence	PEEVHHGEEEEVETFAFQAEIAQLMSLIINTFYNSKEIFLRELISNASDALDKIRYE SLTDPSKLDGSKELKIDIIPNPQERTLTLVDTGIGMTKADLINNLGTIAKSGTKAF MEALQAGADISMIGQFGVGFYSAYLVAEKVVVITKHNDDEQYAWESSAGGSFT VRADHGEPIGRGTKVILHLKEDQTEYLEERRVKEVVKKHSQFIGYPITLYLEKER EKEISDDEAEKEEKEEEDKDDEEKPKIEDVGSDEEDDSGKDKKKKTKKIKE KYIDQEELNKTPIWTRNPDDITQEEYGEFYKSLTNDWEDHLAVKHFSVEGQL EFRALLFIPRRAPFDLFENKKKNNIKLYVRRVFIMDSCDELIPEYLNIFIRGVVDS EDLPLNISREMLQQSKILKIVIRKNIVKKCLELFSELAEDKENYKKFYAFSKNLKL GIHEDSTNRRRLSELLRYHTSQSGDEMTSLSEYVSRMKETQKSIYYITGESKE QVANSFAFVERVRKRGFEVVMTEPIDEYCVQQLKEFDGKSLVSVTKEGLELPE DEEEKKKMEESKAKFENLCKLMKEILDKKVEKVTISNRLVSSPCCIVTSTYGWT ANMERIMKAQALRDNSTMGYMMAKKHLEINPDHPIVETLRQKAEADKNDKAV KDLVLLFETALLSSGFSLQTHSNRIYRMIKLGLGIDEDEVAEEPNAAVPD EIPPLEGDEDEDASRMEEVD
Research Area	Signal Transduction
Source	E.coli
Target Names	HSP90AB1
Protein Names	Recommended name: Heat shock protein HSP 90-beta Short name= HSP 90 Alternative name(s): Heat shock 84 kDa Short name= HSP 84 Short name= HSP84



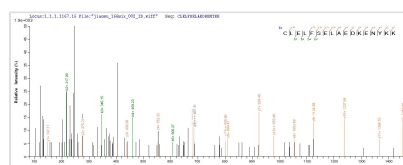
Expression Region	2-724aa
Notes	Repeated freezing and thawing is not recommended. Store working aliquots at 4°C for up to one week.
Tag Info	N-terminal 10xHis-tagged and C-terminal Myc-tagged
Mol. Weight	88.1kDa
Protein Length	Full Length of Mature Protein

Image


(Tris-Glycine gel) Discontinuous SDS-PAGE (reduced) with 5% enrichment gel and 15% separation gel.



Based on the SEQUEST from database of E.coli host and target protein, the LC-MS/MS Analysis result of CSB-EP010808HU could indicate that this peptide derived from E.coli-expressed Homo sapiens (Human) HSP90AB1.



Based on the SEQUEST from database of E.coli host and target protein, the LC-MS/MS Analysis result of CSB-EP010808HU could indicate that this peptide derived from E.coli-expressed Homo sapiens (Human) HSP90AB1.

Reconstitution

We recommend that this vial be briefly centrifuged prior to opening to bring the contents to the bottom. Please reconstitute protein in deionized sterile water to a concentration of 0.1-1.0 mg/mL. We recommend to add 5-50% of glycerol (final concentration) and aliquot for long-term storage at -20°C/-80°C. Our default final concentration of glycerol is 50%. Customers could use it as reference.

Shelf Life

The shelf life is related to many factors, storage state, buffer ingredients, storage temperature and the stability of the protein itself. Generally, the shelf life of liquid form is 6 months at -20°C/-80°C. The shelf life of lyophilized form is 12 months at -20°C/-80°C.