




GABRR1 Antibody

Product Code	CSB-PA009156ESR1HU
Storage	Upon receipt, store at -20°C or -80°C. Avoid repeated freeze.
Uniprot No.	P24046
Immunogen	Recombinant Human Gamma-aminobutyric acid receptor subunit rho-1 protein (365-465AA)
Raised In	Rabbit
Species Reactivity	Human, Mouse
Tested Applications	ELISA, WB, IHC; Recommended dilution: WB:1:1000-1:5000, IHC:1:20-1:200
Form	Liquid
Conjugate	Non-conjugated
Storage Buffer	PBS with 0.02% sodium azide, 50% glycerol, pH7.3.
Purification Method	Antigen Affinity Purified
Isotype	IgG
Clonality	Polyclonal
Alias	Gamma-aminobutyric acid receptor subunit rho-1 (GABA(A) receptor subunit rho-1) (GABA(C) receptor), GABRR1
Immunogen Species	Homo sapiens (Human)
Research Area	Neuroscience
Target Names	GABRR1

Image



Western blot

All lanes: GABRR1 antibody at 1.25µg/ml +

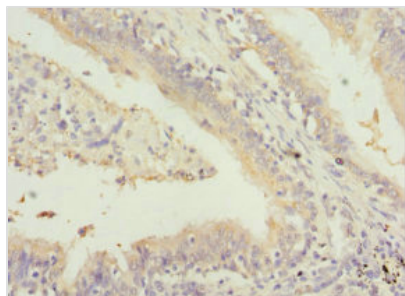
Mouse eye tissue

Secondary

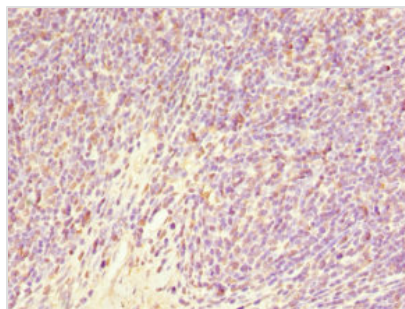
Goat polyclonal to rabbit IgG at 1/10000 dilution

Predicted band size: 56, 54, 46 kDa

Observed band size: 56 kDa



Immunohistochemistry of paraffin-embedded human lung cancer using CSB-PA009156ESR1HU at dilution of 1:100



Immunohistochemistry of paraffin-embedded human thymus tissue using CSB-PA009156ESR1HU at dilution of 1:100

Usage

For Research Use Only. Not for use in diagnostic or therapeutic procedures.