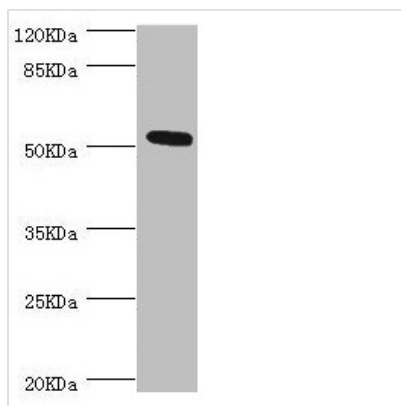




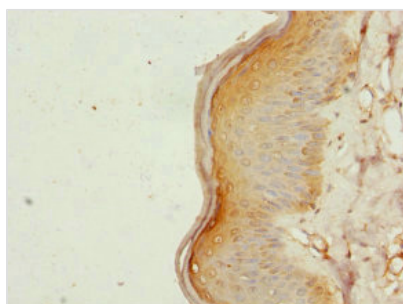
ZC3HC1 Antibody

Product Code	CSB-PA801246ESR2HU
Storage	Upon receipt, store at -20°C or -80°C. Avoid repeated freeze.
Uniprot No.	Q86WB0
Immunogen	Recombinant Human Nuclear-interacting partner of ALK protein (1-260AA)
Raised In	Rabbit
Species Reactivity	Human
Tested Applications	ELISA, WB, IHC; Recommended dilution: WB:1:1000-1:5000, IHC:1:20-1:200
Form	Liquid
Conjugate	Non-conjugated
Storage Buffer	PBS with 0.02% sodium azide, 50% glycerol, pH7.3.
Purification Method	Antigen Affinity Purified
Isotype	IgG
Clonality	Polyclonal
Alias	Nuclear-interacting partner of ALK (Nuclear-interacting partner of anaplastic lymphoma kinase) (hNIPA) (Zinc finger C3HC-type protein 1), ZC3HC1, NIPA
Immunogen Species	Homo sapiens (Human)
Research Area	Cell Biology
Target Names	ZC3HC1

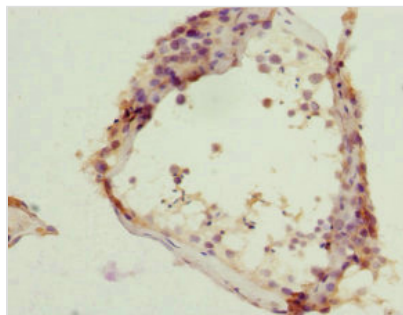
Image



Western blot
All lanes: ZC3HC1 antibody at 0.98µg/ml + Hela whole cell lysate
Secondary
Goat polyclonal to rabbit IgG at 1/10000 dilution
Predicted band size: 56, 54, 48 kDa
Observed band size: 54 kDa



Immunohistochemistry of paraffin-embedded human skin tissue using CSB-PA801246ESR2HU at dilution of 1:100



Immunohistochemistry of paraffin-embedded human testis tissue using CSB-PA801246ESR2HU at dilution of 1:100