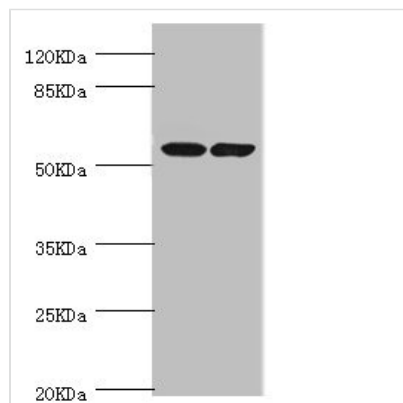




DPYS Antibody

Product Code	CSB-PA007169ESR1HU
Storage	Upon receipt, store at -20°C or -80°C. Avoid repeated freeze.
Uniprot No.	Q14117
Immunogen	Recombinant Human Dihydropyrimidinase protein (250-519AA)
Raised In	Rabbit
Species Reactivity	Human, Mouse
Tested Applications	ELISA, WB, IHC, IF; Recommended dilution: WB:1:500-1:2000, IHC:1:20-1:200, IF:1:50-1:200
Form	Liquid
Conjugate	Non-conjugated
Storage Buffer	PBS with 0.02% sodium azide, 50% glycerol, pH7.3.
Purification Method	Antigen Affinity Purified
Isotype	IgG
Clonality	Polyclonal
Alias	Dihydropyrimidinase (DHP) (DHPase) (EC 3.5.2.2) (Dihydropyrimidine amidohydrolase) (Hydantoinase), DPYS
Immunogen Species	Homo sapiens (Human)
Research Area	Epigenetics and Nuclear Signaling
Target Names	DPYS

Image



Western blot

All lanes: DPYS antibody at 1.1µg/ml

Lane 1: Mouse liver tissue

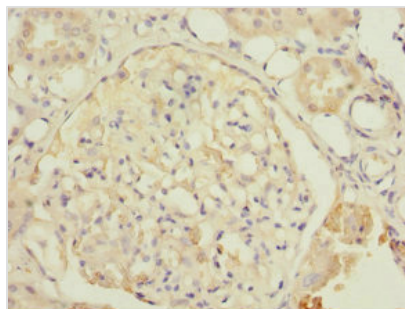
Lane 2: Mouse kidney tissue

Secondary

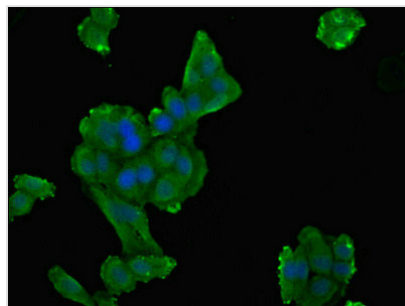
Goat polyclonal to rabbit IgG at 1/10000 dilution

Predicted band size: 57 kDa

Observed band size: 57 kDa



Immunohistochemistry of paraffin-embedded human kidney tissue using CSB-PA007169ESR1HU at dilution of 1:100



Immunofluorescent analysis of HepG2 cells using CSB-PA007169ESR1HU at dilution of 1:100 and Alexa Fluor 488-conjugated AffiniPure Goat Anti-Rabbit IgG(H+L)

Usage

For Research Use Only. Not for use in diagnostic or therapeutic procedures.