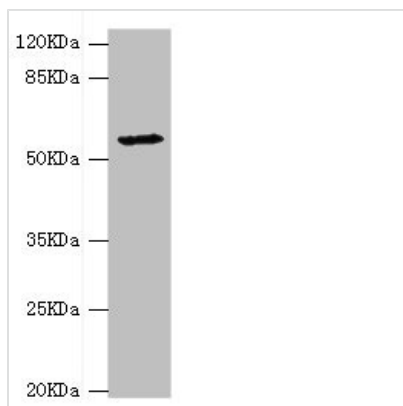




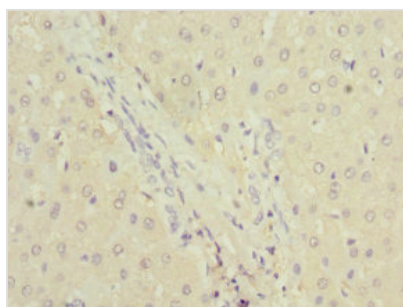
# DPYS Antibody

<b>Product Code</b>	CSB-PA007169ESR2HU
<b>Storage</b>	Upon receipt, store at -20°C or -80°C. Avoid repeated freeze.
<b>Uniprot No.</b>	Q14117
<b>Immunogen</b>	Recombinant Human Dihydropyrimidinase protein (250-519AA)
<b>Raised In</b>	Rabbit
<b>Species Reactivity</b>	Human, Mouse
<b>Tested Applications</b>	ELISA, WB, IHC; Recommended dilution: WB:1:1000-1:5000, IHC:1:20-1:200
<b>Form</b>	Liquid
<b>Conjugate</b>	Non-conjugated
<b>Storage Buffer</b>	PBS with 0.02% sodium azide, 50% glycerol, pH7.3.
<b>Purification Method</b>	Antigen Affinity Purified
<b>Isotype</b>	IgG
<b>Clonality</b>	Polyclonal
<b>Alias</b>	Dihydropyrimidinase (DHP) (DHPase) (EC 3.5.2.2) (Dihydropyrimidine amidohydrolase) (Hydantoinase), DPYS
<b>Immunogen Species</b>	Homo sapiens (Human)
<b>Research Area</b>	Epigenetics and Nuclear Signaling
<b>Target Names</b>	DPYS

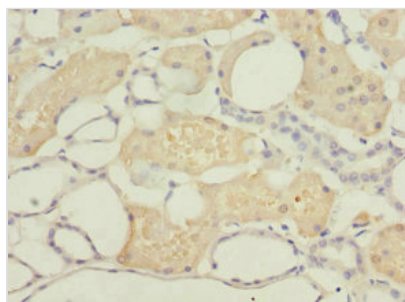
## Image



Western blot  
All lanes: DPYS antibody at 1.34μg/ml + Mouse liver tissue  
Secondary  
Goat polyclonal to rabbit IgG at 1/10000 dilution  
Predicted band size: 57 kDa  
Observed band size: 57 kDa



Immunohistochemistry of paraffin-embedded human liver tissue using CSB-PA007169ESR2HU at dilution of 1:100



Immunohistochemistry of paraffin-embedded human kidney tissue using CSB-PA007169ESR2HU at dilution of 1:100