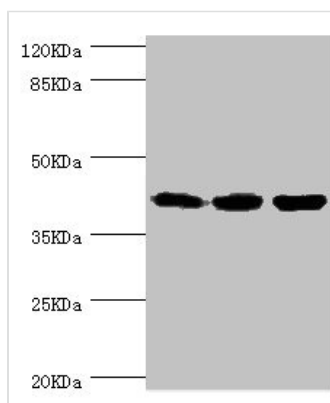




FIBP Antibody

Product Code	CSB-PA008671ESR2HU
Storage	Upon receipt, store at -20°C or -80°C. Avoid repeated freeze.
Uniprot No.	O43427
Immunogen	Recombinant Human Acidic fibroblast growth factor intracellular-binding protein (1-364AA)
Raised In	Rabbit
Species Reactivity	Human, Mouse, Rat
Tested Applications	ELISA, WB, IHC; Recommended dilution: WB:1:1000-1:5000, IHC:1:20-1:200
Form	Liquid
Conjugate	Non-conjugated
Storage Buffer	PBS with 0.02% sodium azide, 50% glycerol, pH7.3.
Purification Method	Antigen Affinity Purified
Isotype	IgG
Clonality	Polyclonal
Alias	Acidic fibroblast growth factor intracellular-binding protein (aFGF intracellular-binding protein) (FGF-1 intracellular-binding protein), FIBP
Immunogen Species	Homo sapiens (Human)
Research Area	Signal Transduction
Target Names	FIBP

Image



Western blot

All lanes: FIBP antibody at 1.84µg/ml

Lane 1: Rat gonad tissue

Lane 2: MCF-7 whole cell lysate

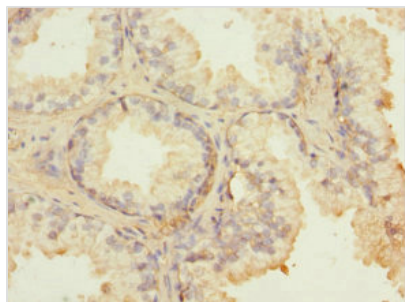
Lane 3: Mouse skeletal muscle tissue

Secondary

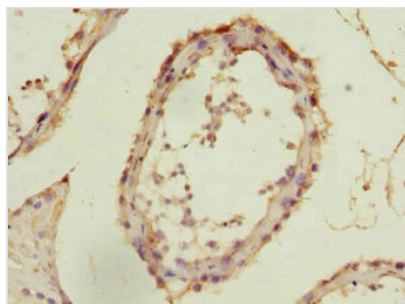
Goat polyclonal to rabbit IgG at 1/10000 dilution

Predicted band size: 42 kDa

Observed band size: 42 kDa



Immunohistochemistry of paraffin-embedded human prostate cancer using CSB-PA008671ESR2HU at dilution of 1:100



Immunohistochemistry of paraffin-embedded human testis tissue using CSB-PA008671ESR2HU at dilution of 1:100

Usage

For Research Use Only. Not for use in diagnostic or therapeutic procedures.