




RBP2 Antibody

Product Code	CSB-PA019481DSR1HU
Storage	Upon receipt, store at -20°C or -80°C. Avoid repeated freeze.
Uniprot No.	P50120
Immunogen	Recombinant Human Retinol-binding protein 2 protein (1-134AA)
Raised In	Rabbit
Species Reactivity	Human
Tested Applications	ELISA, WB, IHC; Recommended dilution: WB:1:1000-1:5000, IHC:1:20-1:200
Form	Liquid
Conjugate	Non-conjugated
Storage Buffer	PBS with 0.02% sodium azide, 50% glycerol, pH7.3.
Purification Method	Antigen Affinity Purified
Isotype	IgG
Clonality	Polyclonal
Alias	Retinol-binding protein 2 (Cellular retinol-binding protein II) (CRBP-II), RBP2, CRBP2
Immunogen Species	Homo sapiens (Human)
Research Area	Signal Transduction
Target Names	RBP2

Image



Western blot

All lanes: RBP2antibody at 1.76µg/ml

Lane 1: Hela whole cell lysate

Lane 2: HepG2 whole cell lysate

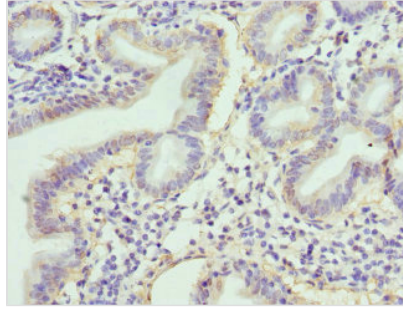
Lane 3: Jurkat whole cell lysate

Secondary

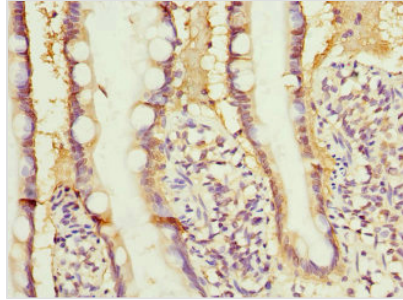
Goat polyclonal to rabbit IgG at 1/10000 dilution

Predicted band size: 192 kDa

Observed band size: 192 kDa



Immunohistochemistry of paraffin-embedded human duodenal tissue using CSB-PA019481DSR1HU at dilution of 1:100



Immunohistochemistry of paraffin-embedded human small intestine tissue using CSB-PA019481DSR1HU at dilution of 1:100

Usage

For Research Use Only. Not for use in diagnostic or therapeutic procedures.