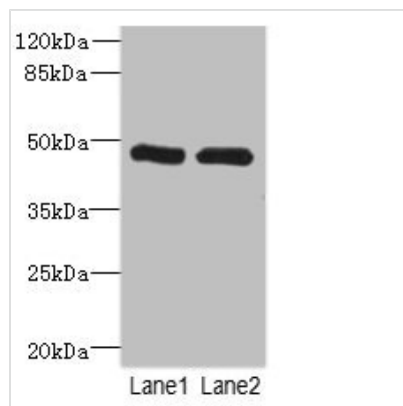




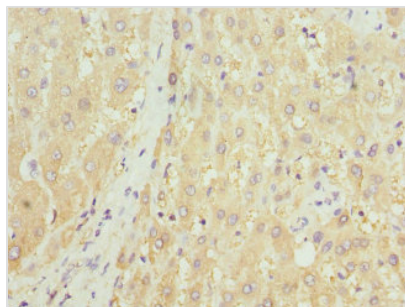
HGD Antibody

Product Code	CSB-PA842354ESR2HU
Storage	Upon receipt, store at -20°C or -80°C. Avoid repeated freeze.
Uniprot No.	Q93099
Immunogen	Recombinant Human Homogentisate 1,2-dioxygenase protein (226-445AA)
Raised In	Rabbit
Species Reactivity	Human
Tested Applications	ELISA, WB, IHC; Recommended dilution: WB:1:1000-1:5000, IHC:1:20-1:200
Form	Liquid
Conjugate	Non-conjugated
Storage Buffer	PBS with 0.02% sodium azide, 50% glycerol, pH7.3.
Purification Method	Antigen Affinity Purified
Isotype	IgG
Clonality	Polyclonal
Alias	Homogentisate 1,2-dioxygenase (EC 1.13.11.5) (Homogentisate oxygenase) (Homogentisic acid oxidase) (Homogentisicase), HGD, HGO
Immunogen Species	Homo sapiens (Human)
Research Area	Signal Transduction
Target Names	HGD

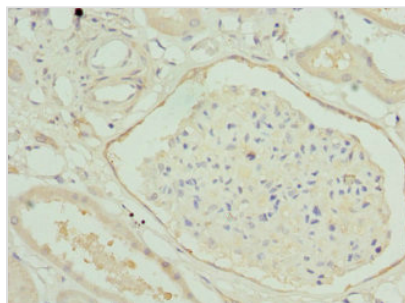
Image



Western blot
 All lanes: HGDantibody at 2.43μg/ml
 Lane 1: Hela whole cell lysate
 Lane 2: 293T whole cell lysate
 Secondary
 Goat polyclonal to rabbit IgG at 1/10000 dilution
 Predicted band size: 50 kDa
 Observed band size: 50 kDa



Immunohistochemistry of paraffin-embedded human liver tissue using CSB-PA842354ESR2HU at dilution of 1:100



Immunohistochemistry of paraffin-embedded human kidney tissue using CSB-PA842354ESR2HU at dilution of 1:100

Usage

For Research Use Only. Not for use in diagnostic or therapeutic procedures.