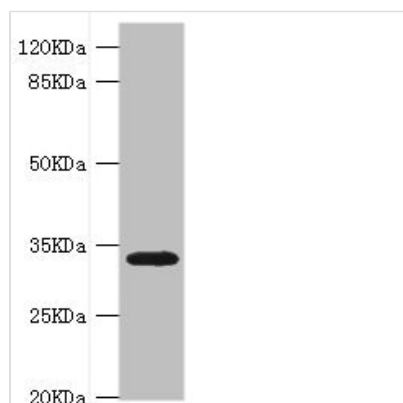




HMGCL Antibody

Product Code	CSB-PA010563ESR2HU
Storage	Upon receipt, store at -20°C or -80°C. Avoid repeated freeze.
Uniprot No.	P35914
Immunogen	Recombinant Human Hydroxymethylglutaryl-CoA lyase, mitochondrial protein (1-325AA)
Raised In	Rabbit
Species Reactivity	Human, Rat
Tested Applications	ELISA, WB, IHC; Recommended dilution: WB:1:1000-1:5000, IHC:1:20-1:200
Form	Liquid
Conjugate	Non-conjugated
Storage Buffer	PBS with 0.02% sodium azide, 50% glycerol, pH7.3.
Purification Method	Antigen Affinity Purified
Isotype	IgG
Clonality	Polyclonal
Alias	Hydroxymethylglutaryl-CoA lyase, mitochondrial (HL) (HMG-CoA lyase) (EC 4.1.3.4) (3-hydroxy-3-methylglutarate-CoA lyase), HMGCL
Immunogen Species	Homo sapiens (Human)
Research Area	Signal Transduction
Target Names	HMGCL

Image



Western blot

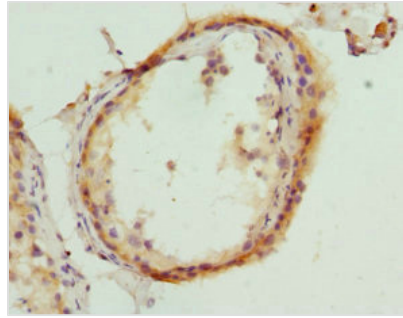
All lanes: HMGCL antibody at 0.8µg/ml + Rat liver tissue

Secondary

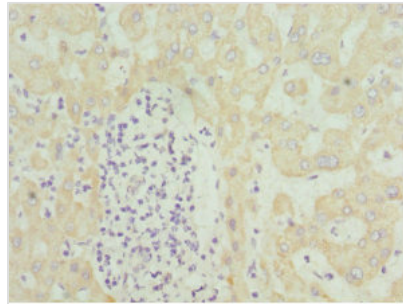
Goat polyclonal to rabbit IgG at 1/10000 dilution

Predicted band size: 35, 27, 21 kDa

Observed band size: 35 kDa



Immunohistochemistry of paraffin-embedded human testis tissue using CSB-PA010563ESR2HU at dilution of 1:100



Immunohistochemistry of paraffin-embedded human liver tissue using CSB-PA010563ESR2HU at dilution of 1:100

Usage

For Research Use Only. Not for use in diagnostic or therapeutic procedures.