




# TAGLN2 Antibody

<b>Product Code</b>	CSB-PA023106DSR2HU
<b>Storage</b>	Upon receipt, store at -20°C or -80°C. Avoid repeated freeze.
<b>Uniprot No.</b>	P37802
<b>Immunogen</b>	Recombinant Human Transgelin-2 protein (1-199AA)
<b>Raised In</b>	Rabbit
<b>Species Reactivity</b>	Human
<b>Tested Applications</b>	ELISA, WB, IHC; Recommended dilution: WB:1:1000-1:5000, IHC:1:20-1:200
<b>Form</b>	Liquid
<b>Conjugate</b>	Non-conjugated
<b>Storage Buffer</b>	PBS with 0.02% sodium azide, 50% glycerol, pH7.3.
<b>Purification Method</b>	Antigen Affinity Purified
<b>Isotype</b>	IgG
<b>Clonality</b>	Polyclonal
<b>Alias</b>	Transgelin-2 (Epididymis tissue protein Li 7e) (SM22-alpha homolog), TAGLN2, KIAA0120
<b>Immunogen Species</b>	Homo sapiens (Human)
<b>Research Area</b>	Cancer
<b>Target Names</b>	TAGLN2

## Image



### Western blot

All lanes: TAGLN2 antibody at 2.64µg/ml

Lane 1: 293T whole cell lysate

Lane 2: K562 whole cell lysate

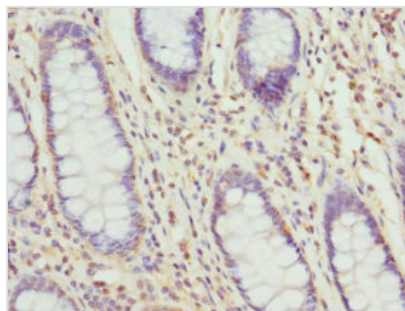
Lane 3: MCF-7 whole cell lysate

Secondary

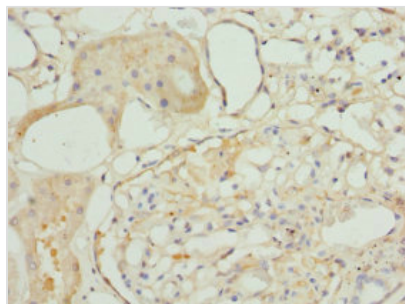
Goat polyclonal to rabbit IgG at 1/10000 dilution

Predicted band size: 23, 25 kDa

Observed band size: 23 kDa



Immunohistochemistry of paraffin-embedded human colon cancer using CSB-PA023106DSR2HU at dilution of 1:100



Immunohistochemistry of paraffin-embedded human kidney tissue using CSB-PA023106DSR2HU at dilution of 1:100

## Usage

For Research Use Only. Not for use in diagnostic or therapeutic procedures.