




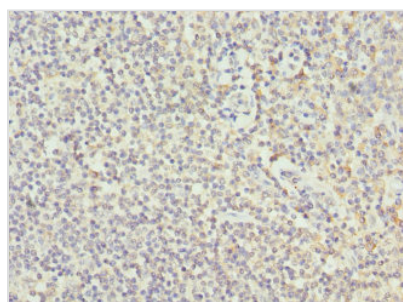
COL9A3 Antibody

Product Code	CSB-PA005759DSR2HU
Storage	Upon receipt, store at -20°C or -80°C. Avoid repeated freeze.
Uniprot No.	Q14050
Immunogen	Recombinant Human Collagen alpha-3(IX) chain protein (445-684AA)
Raised In	Rabbit
Species Reactivity	Human
Tested Applications	ELISA, WB, IHC; Recommended dilution: WB:1:1000-1:5000, IHC:1:20-1:200
Form	Liquid
Conjugate	Non-conjugated
Storage Buffer	PBS with 0.02% sodium azide, 50% glycerol, pH7.3.
Purification Method	Antigen Affinity Purified
Isotype	IgG
Clonality	Polyclonal
Alias	Collagen alpha-3(IX) chain, COL9A3
Immunogen Species	Homo sapiens (Human)
Research Area	Signal Transduction
Target Names	COL9A3

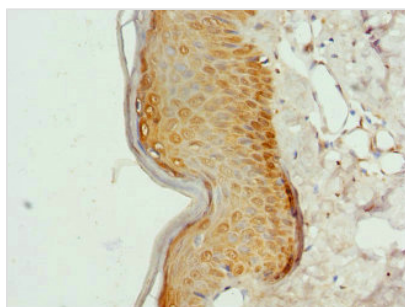
Image



Western blot
 All lanes: COL9A3antibody at 3.66µg/ml
 Lane 1: K562 whole cell lysate
 Lane 2: MCF-7 whole cell lysate
 Lane 3: A549 whole cell lysate
 Secondary
 Goat polyclonal to rabbit IgG at 1/10000 dilution
 Predicted band size: 64 kDa
 Observed band size: 64 kDa



Immunohistochemistry of paraffin-embedded human tonsil tissue using CSB-PA005759DSR2HU at dilution of 1:100



Immunohistochemistry of paraffin-embedded human skin tissue using CSB-PA005759DSR2HU at dilution of 1:100

Usage

For Research Use Only. Not for use in diagnostic or therapeutic procedures.