




GABPB1 Antibody

Product Code	CSB-PA638451DSR2HU
Storage	Upon receipt, store at -20°C or -80°C. Avoid repeated freeze.
Uniprot No.	Q06547
Immunogen	Recombinant Human GA-binding protein subunit beta-1 protein (231-395AA)
Raised In	Rabbit
Species Reactivity	Human, Rat
Tested Applications	ELISA, WB, IHC; Recommended dilution: WB:1:1000-1:5000, IHC:1:20-1:200
Form	Liquid
Conjugate	Non-conjugated
Storage Buffer	PBS with 0.02% sodium azide, 50% glycerol, pH7.3.
Purification Method	Antigen Affinity Purified
Isotype	IgG
Clonality	Polyclonal
Alias	GA-binding protein subunit beta-1 (GABP subunit beta-1) (GABPB-1) (GABP subunit beta-2) (GABPB-2) (Nuclear respiratory factor 2) (Transcription factor E4TF1-47) (Transcription factor E4TF1-53), GABPB1, E4TF1B GABPB GABPB2
Immunogen Species	Homo sapiens (Human)
Research Area	Epigenetics and Nuclear Signaling
Target Names	GABPB1

Image



Western blot

All lanes: GABPB1 antibody at 1.11µg/ml

Lane 1: Rat gonadal tissue

Lane 2: HeLa whole cell lysate

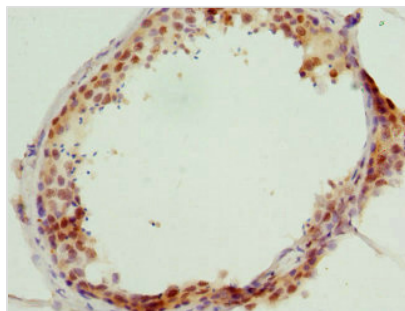
Lane 3: HT29 whole cell lysate

Secondary

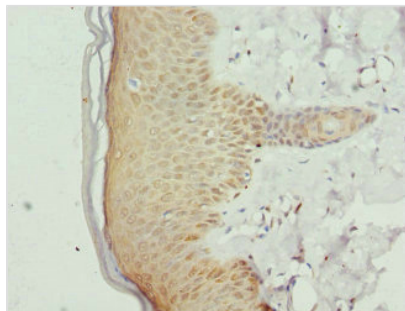
Goat polyclonal to rabbit IgG at 1/10000 dilution

Predicted band size: 43, 42, 39, 37 kDa

Observed band size: 43 kDa



Immunohistochemistry of paraffin-embedded human testis tissue using CSB-PA638451DSR2HU at dilution of 1:100



Immunohistochemistry of paraffin-embedded human skin tissue using CSB-PA638451DSR2HU at dilution of 1:100

Usage

For Research Use Only. Not for use in diagnostic or therapeutic procedures.