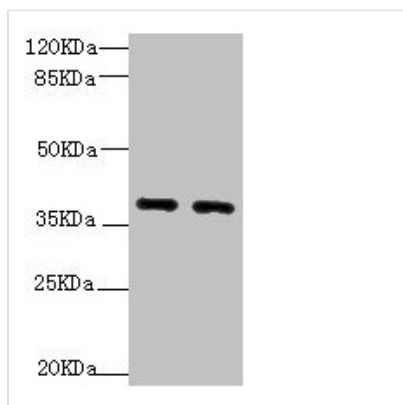




QKI Antibody

Product Code	CSB-PA842739ESR2HU
Storage	Upon receipt, store at -20°C or -80°C. Avoid repeated freeze.
Uniprot No.	Q96PU8
Immunogen	Recombinant Human Protein quaking protein (1-341AA)
Raised In	Rabbit
Species Reactivity	Human
Tested Applications	ELISA, WB, IHC; Recommended dilution: WB:1:1000-1:5000, IHC:1:20-1:200
Form	Liquid
Conjugate	Non-conjugated
Storage Buffer	PBS with 0.02% sodium azide, 50% glycerol, pH7.3.
Purification Method	Antigen Affinity Purified
Isotype	IgG
Clonality	Polyclonal
Alias	Protein quaking (Hqk) (Hqkl), QKI, HKQ
Immunogen Species	Homo sapiens (Human)
Research Area	Neuroscience
Target Names	QKI

Image



Western blot

All lanes: QKI antibody at 1.92µg/ml

Lane 1: HL60 whole cell lysate

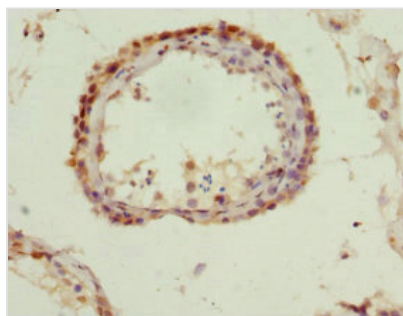
Lane 2: K562 whole cell lysate

Secondary

Goat polyclonal to rabbit IgG at 1/10000 dilution

Predicted band size: 38, 37, 36 kDa

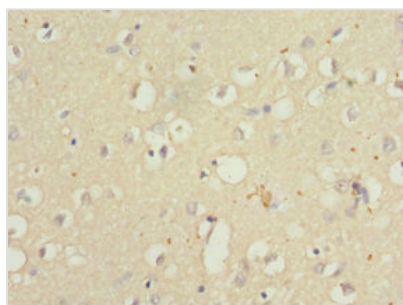
Observed band size: 38, 70 kDa



Immunohistochemistry of paraffin-embedded

human testis tissue using CSB-

PA842739ESR2HU at dilution of 1:100



Immunohistochemistry of paraffin-embedded human brain tissue using CSB-PA842739ESR2HU at dilution of 1:100

Usage

For Research Use Only. Not for use in diagnostic or therapeutic procedures.