




RTKN Antibody

Product Code	CSB-PA020565ESR2HU
Storage	Upon receipt, store at -20°C or -80°C. Avoid repeated freeze.
Uniprot No.	Q9BST9
Immunogen	Recombinant Human Rhotekin protein (304-563AA)
Raised In	Rabbit
Species Reactivity	Human, Mouse
Tested Applications	ELISA, WB, IHC; Recommended dilution: WB:1:1000-1:5000, IHC:1:20-1:200
Form	Liquid
Conjugate	Non-conjugated
Storage Buffer	PBS with 0.02% sodium azide, 50% glycerol, pH7.3.
Purification Method	Antigen Affinity Purified
Isotype	IgG
Clonality	Polyclonal
Alias	Rhotekin, RTKN, RTKN1
Immunogen Species	Homo sapiens (Human)
Research Area	Signal Transduction
Target Names	RTKN

Image



Western blot

All lanes: RTKN antibody at 4.66µg/ml

Lane 1: A431 whole cell lysate

Lane 2: HepG2 whole cell lysate

Lane 3: MCF-7 whole cell lysate

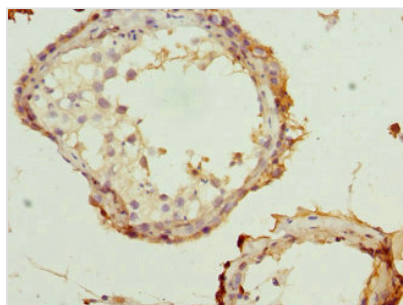
Lane 4: Mouse brain tissue

Secondary

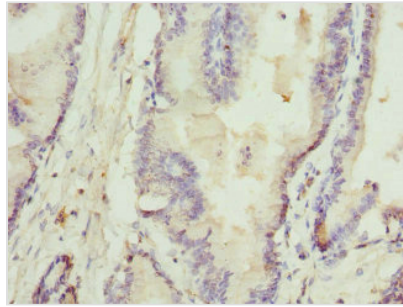
Goat polyclonal to rabbit IgG at 1/10000 dilution

Predicted band size: 63, 62, 57 kDa

Observed band size: 63 kDa



Immunohistochemistry of paraffin-embedded human testis tissue using CSB-PA020565ESR2HU at dilution of 1:100



Immunohistochemistry of paraffin-embedded human prostate cancer using CSB-PA020565ESR2HU at dilution of 1:100

Usage

For Research Use Only. Not for use in diagnostic or therapeutic procedures.