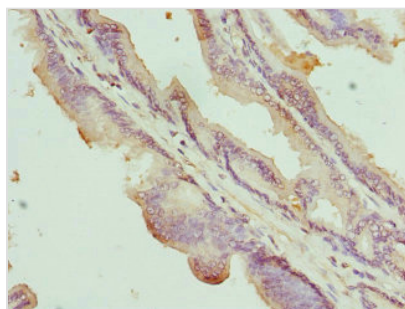




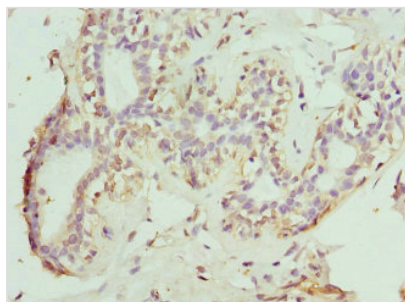
NOX5 Antibody

Product Code	CSB-PA138304ESR2HU
Storage	Upon receipt, store at -20°C or -80°C. Avoid repeated freeze.
Uniprot No.	Q96PH1
Immunogen	Recombinant Human NADPH oxidase 5 protein (661-765AA)
Raised In	Rabbit
Species Reactivity	Human
Tested Applications	ELISA, IHC, IF; Recommended dilution: IHC:1:20-1:200, IF:1:50-1:200
Form	Liquid
Conjugate	Non-conjugated
Storage Buffer	PBS with 0.02% sodium azide, 50% glycerol, pH7.3.
Purification Method	Antigen Affinity Purified
Isotype	IgG
Clonality	Polyclonal
Alias	NADPH oxidase 5 (EC 1.6.3.-), NOX5
Immunogen Species	Homo sapiens (Human)
Research Area	Cell Biology
Target Names	NOX5

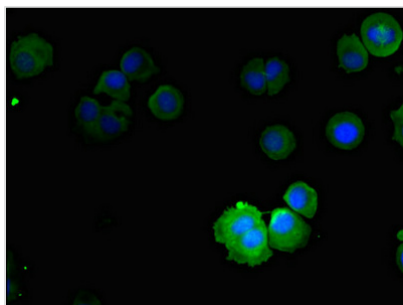
Image



Immunohistochemistry of paraffin-embedded human prostate cancer using CSB-PA138304ESR2HU at dilution of 1:100



Immunohistochemistry of paraffin-embedded human breast cancer using CSB-PA138304ESR2HU at dilution of 1:100



Immunofluorescent analysis of MCF-7 cells using CSB-PA138304ESR2HU at dilution of 1:100 and Alexa Fluor 488-conjugated AffiniPure Goat Anti-Rabbit IgG(H+L)

Usage

For Research Use Only. Not for use in diagnostic or therapeutic procedures.