




RPS27 Antibody

Product Code	CSB-PA020419ESR1HU
Storage	Upon receipt, store at -20°C or -80°C. Avoid repeated freeze.
Uniprot No.	P42677
Immunogen	Recombinant Human 40S ribosomal protein S27 protein (1-84AA)
Raised In	Rabbit
Species Reactivity	Human, Mouse
Tested Applications	ELISA, WB, IHC; Recommended dilution: WB:1:1000-1:5000, IHC:1:20-1:200
Form	Liquid
Conjugate	Non-conjugated
Storage Buffer	PBS with 0.02% sodium azide, 50% glycerol, pH7.3.
Purification Method	Antigen Affinity Purified
Isotype	IgG
Clonality	Polyclonal
Alias	40S ribosomal protein S27 (Metallopan-stimulin 1) (MPS-1) (Small ribosomal subunit protein eS27), RPS27, MPS1
Immunogen Species	Homo sapiens (Human)
Research Area	Others
Target Names	RPS27

Image



Western blot

All lanes: RPS27 antibody at 2.76µg/ml

Lane 1: Mouse liver tissue

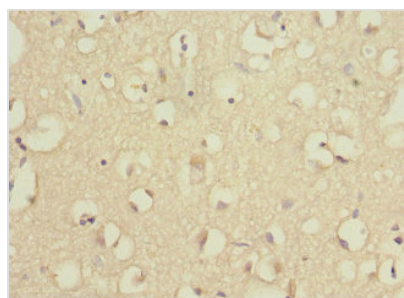
Lane 2: MCF-7 whole cell lysate

Secondary

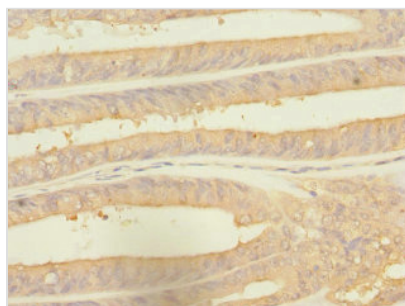
Goat polyclonal to rabbit IgG at 1/10000 dilution

Predicted band size: 9 kDa

Observed band size: 9 kDa



Immunohistochemistry of paraffin-embedded human brain tissue using CSB-PA020419ESR1HU at dilution of 1:100



Immunohistochemistry of paraffin-embedded human endometrial cancer using CSB-PA020419ESR1HU at dilution of 1:100

Usage

For Research Use Only. Not for use in diagnostic or therapeutic procedures.