




ANTXR2 Antibody

Product Code	CSB-PA001833ESR1HU
Storage	Upon receipt, store at -20°C or -80°C. Avoid repeated freeze.
Uniprot No.	P58335
Immunogen	Recombinant Human Anthrax toxin receptor 2 protein (340-489AA)
Raised In	Rabbit
Species Reactivity	Human, Mouse
Tested Applications	ELISA, WB, IHC; Recommended dilution: WB:1:1000-1:5000, IHC:1:20-1:200
Form	Liquid
Conjugate	Non-conjugated
Storage Buffer	PBS with 0.02% sodium azide, 50% glycerol, pH7.3.
Purification Method	Antigen Affinity Purified
Isotype	IgG
Clonality	Polyclonal
Alias	Anthrax toxin receptor 2 (Capillary morphogenesis gene 2 protein) (CMG-2), ANTXR2, CMG2
Immunogen Species	Homo sapiens (Human)
Research Area	Neuroscience
Target Names	ANTXR2

Image



Western blot

All lanes: ANTXR2 antibody at 1.24µg/ml

Lane 1: Mouse lung tissue

Lane 2: Mouse gonadal tissue

Lane 3: Mouse kidney tissue

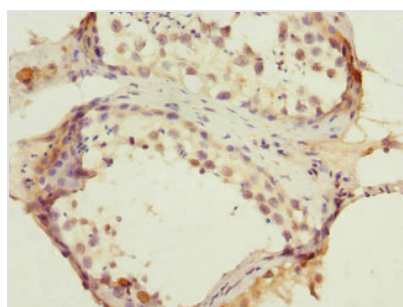
Lane 4: Mouse small intestine tissue

Secondary

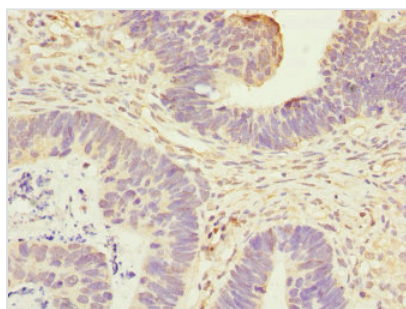
Goat polyclonal to rabbit IgG at 1/10000 dilution

Predicted band size: 54, 43, 35 kDa

Observed band size: 54 kDa



Immunohistochemistry of paraffin-embedded human testis tissue using CSB-PA001833ESR1HU at dilution of 1:100



Immunohistochemistry of paraffin-embedded human ovarian cancer using CSB-PA001833ESR1HU at dilution of 1:100

Usage

For Research Use Only. Not for use in diagnostic or therapeutic procedures.