




STX7 Antibody

Product Code	CSB-PA022903DSR2HU
Storage	Upon receipt, store at -20°C or -80°C. Avoid repeated freeze.
Uniprot No.	O15400
Immunogen	Recombinant Human Syntaxin-7 protein (1-170AA)
Raised In	Rabbit
Species Reactivity	Human, Mouse
Tested Applications	ELISA, WB, IHC; Recommended dilution: WB:1:1000-1:5000, IHC:1:20-1:200
Form	Liquid
Conjugate	Non-conjugated
Storage Buffer	PBS with 0.02% sodium azide, 50% glycerol, pH7.3.
Purification Method	Antigen Affinity Purified
Isotype	IgG
Clonality	Polyclonal
Alias	Syntaxin-7, STX7
Immunogen Species	Homo sapiens (Human)
Research Area	Signal Transduction
Target Names	STX7

Image



Western blot

All lanes: STX7 antibody at 1.39µg/ml

Lane 1: Mouse spleen tissue

Lane 2: HeLa whole cell lysate

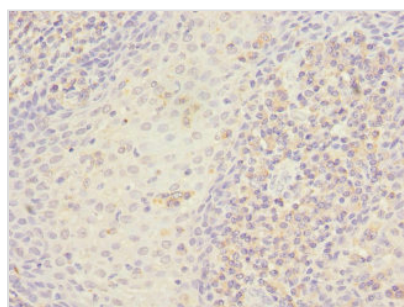
Lane 3: HepG2 whole cell lysate

Secondary

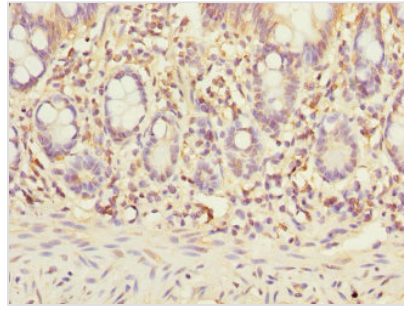
Goat polyclonal to rabbit IgG at 1/10000 dilution

Predicted band size: 30, 28 kDa

Observed band size: 30 kDa



Immunohistochemistry of paraffin-embedded human tonsil tissue using CSB-PA022903DSR2HU at dilution of 1:100



Immunohistochemistry of paraffin-embedded human small intestine tissue using CSB-PA022903DSR2HU at dilution of 1:100

Usage

For Research Use Only. Not for use in diagnostic or therapeutic procedures.