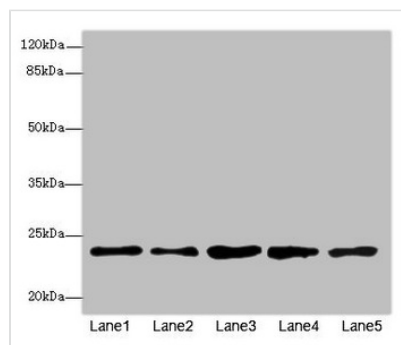




RAB9A Antibody

Product Code	CSB-PA019224DSR1HU
Storage	Upon receipt, store at -20°C or -80°C. Avoid repeated freeze.
Uniprot No.	P51151
Immunogen	Recombinant Human Ras-related protein Rab-9A protein (122-201AA)
Raised In	Rabbit
Species Reactivity	Human
Tested Applications	ELISA, WB, IHC; Recommended dilution: WB:1:1000-1:5000, IHC:1:20-1:200
Form	Liquid
Conjugate	Non-conjugated
Storage Buffer	PBS with 0.02% sodium azide, 50% glycerol, pH7.3.
Purification Method	Antigen Affinity Purified
Isotype	IgG
Clonality	Polyclonal
Alias	Ras-related protein Rab-9A, RAB9A, RAB9
Immunogen Species	Homo sapiens (Human)
Research Area	Tags & Cell Markers
Target Names	RAB9A

Image



Western blot

All lanes: RAB9A antibody at 7.66µg/ml

Lane 1: Jurkat whole cell lysate

Lane 2: K562 whole cell lysate

Lane 3: HepG2 whole cell lysate

Lane 4: 293T whole cell lysate

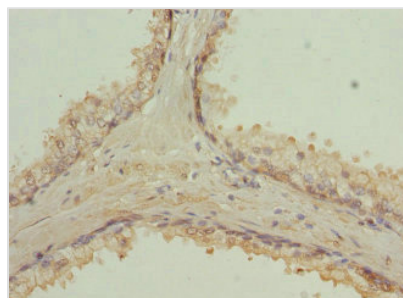
Lane 5: Hela whole cell lysate

Secondary

Goat polyclonal to rabbit IgG at 1/10000 dilution

Predicted band size: 23 kDa

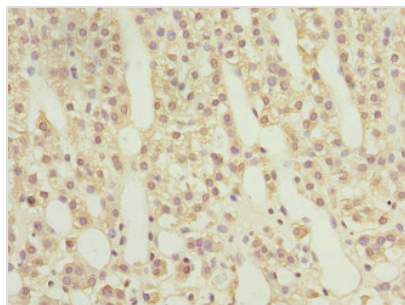
Observed band size: 23 kDa



Immunohistochemistry of paraffin-embedded

human prostate cancer using CSB-

PA019224DSR1HU at dilution of 1:100



Immunohistochemistry of paraffin-embedded human adrenal gland tissue using CSB-PA019224DSR1HU at dilution of 1:100

Usage

For Research Use Only. Not for use in diagnostic or therapeutic procedures.