




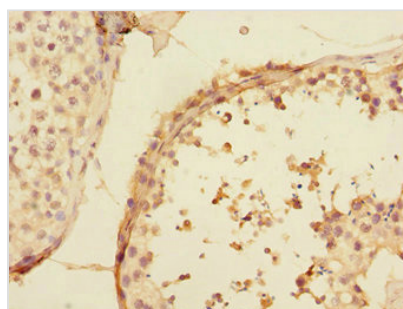
UBE2Z Antibody

Product Code	CSB-PA875692ESR1HU
Storage	Upon receipt, store at -20°C or -80°C. Avoid repeated freeze.
Uniprot No.	Q9H832
Immunogen	Recombinant Human Ubiquitin-conjugating enzyme E2 Z protein (115-354AA)
Raised In	Rabbit
Species Reactivity	Human
Tested Applications	ELISA, WB, IHC; Recommended dilution: WB:1:1000-1:5000, IHC:1:20-1:200
Form	Liquid
Conjugate	Non-conjugated
Storage Buffer	PBS with 0.02% sodium azide, 50% glycerol, pH7.3.
Purification Method	Antigen Affinity Purified
Isotype	IgG
Clonality	Polyclonal
Product Type	Polyclonal Antibody
Immunogen Species	Homo sapiens (Human)
Research Area	Epigenetics and Nuclear Signaling
Target Names	UBE2Z

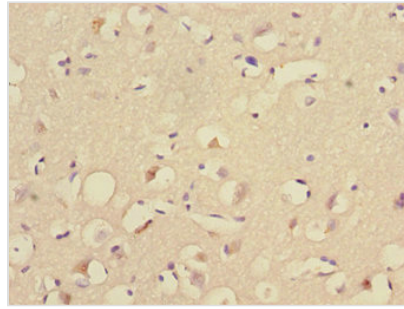
Image



Western blot
 All lanes: UBE2Z antibody at 1:1000
 Lane 1: MCF-7 whole cell lysate
 Lane 2: HepG2 whole cell lysate
 Lane 3: Hela whole cell lysate
 Secondary
 Goat polyclonal to rabbit IgG at 1/10000 dilution
 Predicted band size: 39, 29 kDa
 Observed band size: 39 kDa



Immunohistochemistry of paraffin-embedded human testis tissue using CSB-PA875692ESR1HU at dilution of 1:100



Immunohistochemistry of paraffin-embedded human brain tissue using CSB-PA875692ESR1HU at dilution of 1:100

Usage

For Research Use Only. Not for use in diagnostic or therapeutic procedures.