




CNPY3 Antibody

Product Code	CSB-PA874802ESR2HU
Storage	Upon receipt, store at -20°C or -80°C. Avoid repeated freeze.
Uniprot No.	Q9BT09
Immunogen	Recombinant Human Protein canopy homolog 3 protein (31-278AA)
Raised In	Rabbit
Species Reactivity	Human
Tested Applications	ELISA, WB, IHC; Recommended dilution: WB:1:1000-1:5000, IHC:1:20-1:200
Form	Liquid
Conjugate	Non-conjugated
Storage Buffer	PBS with 0.02% sodium azide, 50% glycerol, pH7.3.
Purification Method	Antigen Affinity Purified
Isotype	IgG
Clonality	Polyclonal
Alias	Protein canopy homolog 3 (CTG repeat protein 4a) (Expanded repeat-domain protein CAG/CTG 5) (Protein associated with TLR4) (Trinucleotide repeat-containing gene 5 protein), CNPY3, CTG4A ERDA5 PRAT4A TNRC5
Immunogen Species	Homo sapiens (Human)
Research Area	Cell Biology
Target Names	CNPY3

Image



Western blot

All lanes: CNPY3 antibody at 1.2µg/ml

Lane 1: HepG2 whole cell lysate

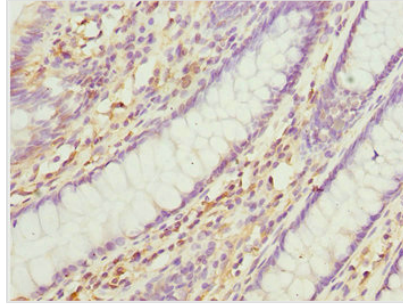
Lane 2: MCF-7 whole cell lysate

Secondary

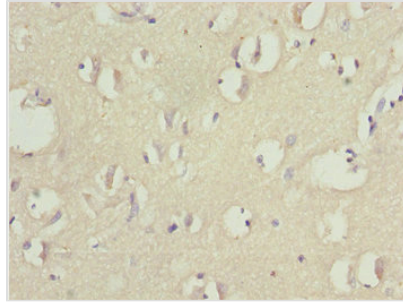
Goat polyclonal to rabbit IgG at 1/10000 dilution

Predicted band size: 31, 6 kDa

Observed band size: 31 kDa



Immunohistochemistry of paraffin-embedded human colon cancer using CSB-PA874802ESR2HU at dilution of 1:100



Immunohistochemistry of paraffin-embedded human brain tissue using CSB-PA874802ESR2HU at dilution of 1:100

Usage

For Research Use Only. Not for use in diagnostic or therapeutic procedures.