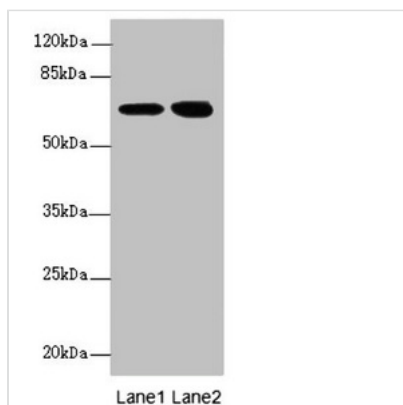




EYA3 Antibody

Product Code	CSB-PA860766DSR2HU
Storage	Upon receipt, store at -20°C or -80°C. Avoid repeated freeze.
Uniprot No.	Q99504
Immunogen	Recombinant Human Eyes absent homolog 3 protein (1-300AA)
Raised In	Rabbit
Species Reactivity	Human
Tested Applications	ELISA, WB, IHC; Recommended dilution: WB:1:1000-1:5000, IHC:1:20-1:200
Form	Liquid
Conjugate	Non-conjugated
Storage Buffer	PBS with 0.02% sodium azide, 50% glycerol, pH7.3.
Purification Method	Antigen Affinity Purified
Isotype	IgG
Clonality	Polyclonal
Alias	Eyes absent homolog 3 (EC 3.1.3.48), EYA3
Immunogen Species	Homo sapiens (Human)
Research Area	Signal Transduction
Target Names	EYA3

Image



Western blot

All lanes: EYA3 antibody at 2.88μg/ml

Lane 1: HeLa whole cell lysate

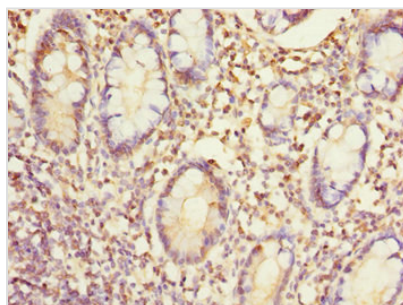
Lane 2: 293T whole cell lysate

Secondary

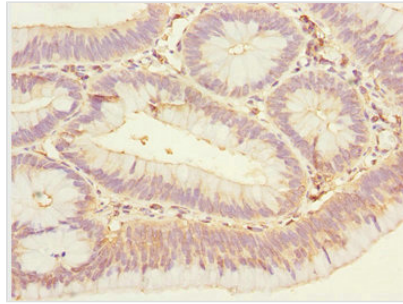
Goat polyclonal to rabbit IgG at 1/10000 dilution

Predicted band size: 63, 49, 59, 57, 58 kDa

Observed band size: 63, 67 kDa



Immunohistochemistry of paraffin-embedded human small intestine tissue using CSB-PA860766DSR2HU at dilution of 1:100



Immunohistochemistry of paraffin-embedded human colon cancer using CSB-PA860766DSR2HU at dilution of 1:100

Usage

For Research Use Only. Not for use in diagnostic or therapeutic procedures.